

Armed Forces of the Philippines-General Headquarters, AFP and AFP-Wide Separate and Support Units (AFPWSSUS)
STATEMENT OF APPROPRIATIONS, ALLOTMENTS, OBLIGATIONS, DISBURSEMENTS AND BALANCES

As of the Month Ending December 31, 2016

Department : Department of National Defense

Agency/Operating Unit : 170101710001

Funding Source Code: (as clustered): 101101

XXX	Current Year Appropriations	FAR 1
	Supplemental Appropriations	
	Continuing Appropriations	

Particulars	UACS	Appropriations			Allotments					CURRENT YEAR OBLIGATIONS		
		Authorized Appropriation	Adjustments (Transfer (To)/From, Realignment)	Adjusted Appropriations	Allotments Received	Adjustments (Withdrawal, Realignment)	Transfer To	Transfer From	Adjusted Total Allotments	Total 1st Qtr CY2016	Total 2nd Qtr CY2016	Total 3rd Qtr CY2016
1	2	3	4	5=(3+4)	6	7	8	9	10=[(6+(-)7)-8+9]	11	12	13
I. Agency Specific Budget	1 01 101											
General Administration and Support	100000000	2,477,557,000.00		2,477,557,000.00	2,188,266,902.00				2,188,266,902.00	373,376,858.74	621,869,189.13	601,606,487.43
PS		2,035,287,000.00		2,035,287,000.00	1,745,996,902.00				1,745,996,902.00	359,333,577.77	590,142,108.89	439,407,413.91
MOOE		442,270,000.00		442,270,000.00	442,270,000.00				442,270,000.00	14,043,280.97	31,727,080.24	162,199,073.52
General Management and Supervision	100010000	1,389,167,000.00		1,389,167,000.00	1,389,167,000.00				1,389,167,000.00	333,623,566.15	339,001,098.36	382,208,534.63
PS		946,897,000.00		946,897,000.00	946,897,000.00				946,897,000.00	319,580,285.18	307,274,018.12	220,009,461.11
MOOE		442,270,000.00		442,270,000.00	442,270,000.00				442,270,000.00	14,043,280.97	31,727,080.24	162,199,073.52
Fin Exp.(if applicable)												
CO												
Administration of Personnel Benefits	100020000	1,088,390,000.00		1,088,390,000.00	799,099,902.00				799,099,902.00	39,753,292.59	282,868,090.77	219,397,952.80
Personnel Services		1,088,390,000.00		1,088,390,000.00	799,099,902.00				799,099,902.00	39,753,292.59	282,868,090.77	219,397,952.80
Operations	300000000	2,813,450,000.00		2,813,450,000.00	2,813,450,000.00				2,813,450,000.00	297,584,650.86	639,583,633.72	716,592,666.76
MFO 1 - MIL POLICY ADVISORY SVCS	301000000	697,746,000.00		697,746,000.00	697,746,000.00				697,746,000.00	72,372,675.95	257,194,706.47	210,363,799.42
PAP - Military policy and plans formulation	301010000											
PS		276,378,000.00		276,378,000.00	276,378,000.00				276,378,000.00		150,927,839.96	53,673,318.76
MOOE		421,368,000.00		421,368,000.00	421,368,000.00				421,368,000.00	72,372,675.95	106,266,866.51	156,690,480.66
Fin Exp.(if applicable)												
CO												
MFO 2 - JOINT FORCE STRATEGIC PLANNING, LOGISTICS AND RESOURCE MGMT SVCS	302000000	2,023,676,000.00		2,023,676,000.00	2,023,676,000.00				2,023,676,000.00	223,210,533.90	381,017,708.97	490,461,607.49
PS		426,372,000.00		426,372,000.00	426,372,000.00				426,372,000.00			
MOOE		1,597,285,000.00		1,597,285,000.00	1,597,285,000.00				1,597,285,000.00	223,210,533.90	381,017,708.97	490,461,607.49
Fin Exp.(if applicable)		19,000.00		19,000.00	19,000.00				19,000.00			
CO												
PAP - Strategic lift and mobility	302010000	106,715,000.00		106,715,000.00	106,715,000.00				106,715,000.00			3,858,634.39
PS												
MOOE		106,715,000.00		106,715,000.00	106,715,000.00				106,715,000.00			3,858,634.39
Fin Exp.(if applicable)												
CO												
PAP - Joint force preparedness (Bilateral Engagements)	302020000	47,071,000.00		47,071,000.00	47,071,000.00				47,071,000.00	9,987,997.52	5,991,446.38	2,331,517.36
PS												
MOOE		47,071,000.00		47,071,000.00	47,071,000.00				47,071,000.00	9,987,997.52	5,991,446.38	2,331,517.36
Fin Exp.(if applicable)												
CO												
PAP - Ordnance Build-up	302030000	4,000,000.00		4,000,000.00	4,000,000.00				4,000,000.00			
PS												
MOOE		4,000,000.00		4,000,000.00	4,000,000.00				4,000,000.00			
Fin Exp.(if applicable)												
CO												
Planning, Command and Mgmt of Joint Military Operations	302040000	1,865,890,000.00		1,865,890,000.00	1,865,890,000.00				1,865,890,000.00	213,222,536.38	375,026,262.59	484,271,455.74
PS		426,372,000.00		426,372,000.00	426,372,000.00				426,372,000.00			
MOOE		1,439,499,000.00		1,439,499,000.00	1,439,499,000.00				1,439,499,000.00	213,222,536.38	375,026,262.59	484,271,455.74
Fin Exp.(if applicable)		19,000.00		19,000.00	19,000.00				19,000.00			
CO												

Particulars	UACS	Appropriations			Allotments					CURRENT YEAR OBLIGATIONS			
		Authorized Appropriation	Adjustments (Transfer (To)/From, Realignment)	Adjusted Appropriations	Allotments Received	Adjustments (Withdrawal, Realignment)	Transfer To	Transfer From	Adjusted Total Allotments	Total 1st Qtr	Total 2nd Qtr	Total 3rd Qtr	
				5=(3+4)	6	7	8	9	10=[(6+(-)7)-8+9]	11	12	13	
1	2	3	4	5=(3+4)	6	7	8	9	10=[(6+(-)7)-8+9]	11	12	13	
PAP - Military strategic planning	302040001	319,615,000.00		319,615,000.00	319,615,000.00					319,615,000.00	866,014.62	1,359,105.46	31,825,126.12
PS		202,055,000.00		202,055,000.00	202,055,000.00					202,055,000.00			
MOOE		117,541,000.00		117,541,000.00	117,541,000.00					117,541,000.00	866,014.62	1,359,105.46	31,825,126.12
Fin Exp.(if applicable)		19,000.00		19,000.00	19,000.00					19,000.00			
CO													
PAP-Joint operational command and control	302040002	590,584,000.00		590,584,000.00	590,584,000.00					590,584,000.00	48,505,478.58	73,101,228.56	168,296,650.44
PS		223,318,000.00		223,318,000.00	223,318,000.00					223,318,000.00			
MOOE		367,266,000.00		367,266,000.00	367,266,000.00					367,266,000.00	48,505,478.58	73,101,228.56	168,296,650.44
Fin Exp.(if applicable)													
CO													
PAP - International humanitarian and peacekeeping opns	302040003	8,607,000.00		8,607,000.00	8,607,000.00					8,607,000.00	870,106.26	1,056,628.86	4,889,216.68
PS													
MOOE		8,607,000.00		8,607,000.00	8,607,000.00					8,607,000.00	870,106.26	1,056,628.86	4,889,216.68
Fin Exp.(if applicable)													
CO													
PAP - Joint special operation	302040004	947,084,000.00		947,084,000.00	947,084,000.00					947,084,000.00	162,980,936.92	299,509,299.71	279,260,462.50
PS		999,000.00		999,000.00	999,000.00					999,000.00			
MOOE		946,085,000.00		946,085,000.00	946,085,000.00					946,085,000.00	162,980,936.92	299,509,299.71	279,260,462.50
Fin Exp.(if applicable)													
CO													
MFO 4 - MILITARY EDUCATION SERVICE	304000000	92,028,000.00		92,028,000.00	92,028,000.00					92,028,000.00	2,001,441.01	1,371,218.28	15,767,259.85
PS		3,270,000.00		3,270,000.00	3,270,000.00					3,270,000.00			
MOOE		58,758,000.00		58,758,000.00	58,758,000.00					58,758,000.00	2,001,441.01	1,371,218.28	15,767,259.85
CO		30,000,000.00		30,000,000.00	30,000,000.00					30,000,000.00			
PAP - Joint Education and Training	304020000	30,524,000.00		30,524,000.00	30,524,000.00					30,524,000.00	2,001,441.01	1,068,968.28	7,643,070.96
PS		1,820,000.00		1,820,000.00	1,820,000.00					1,820,000.00			
MOOE		28,704,000.00		28,704,000.00	28,704,000.00					28,704,000.00	2,001,441.01	1,068,968.28	7,643,070.96
CO													
PAP - Reserve Force Administration and Training	304030000	61,504,000.00		61,504,000.00	61,504,000.00					61,504,000.00		302,250.00	8,124,188.89
PS		1,450,000.00		1,450,000.00	1,450,000.00					1,450,000.00			
MOOE		30,054,000.00		30,054,000.00	30,054,000.00					30,054,000.00		302,250.00	8,124,188.89
CO		30,000,000.00		30,000,000.00	30,000,000.00					30,000,000.00			
Sub-Total, Agency Specific Budget		5,291,007,000.00		5,291,007,000.00	5,001,716,902.00					5,001,716,902.00	670,961,509.60	1,261,452,822.85	1,318,199,154.19
PS		2,741,307,000.00		2,741,307,000.00	2,452,016,902.00					2,452,016,902.00	359,333,577.77	741,069,948.85	493,080,732.67
Regular Personal Services		1,652,917,000.00		1,652,917,000.00	1,652,917,000.00					1,652,917,000.00	319,580,285.18	458,201,858.08	273,682,779.87
Administrative Personnel Benefits		1,088,390,000.00		1,088,390,000.00	799,099,902.00					799,099,902.00	39,753,292.59	282,868,090.77	219,397,952.80
MOOE		2,519,700,000.00		2,519,700,000.00	2,519,700,000.00					2,519,700,000.00	311,627,931.83	520,382,874.00	825,118,421.52
Regular MOOE		2,519,681,000.00		2,519,681,000.00	2,519,681,000.00					2,519,681,000.00	311,627,931.83	520,382,874.00	825,118,421.52
Fin Expenses		19,000.00		19,000.00	19,000.00					19,000.00			
CO		30,000,000.00		30,000,000.00	30,000,000.00					30,000,000.00			
II. PROJECTS													
Locally Funded Projects		25,062,000,000.00		25,062,000,000.00	11,963,161,196.00					11,963,161,196.00		3,134,482,199.62	1,007,739,620.61
Revised AFP Modernization Program (CO)		25,000,000,000.00		25,000,000,000.00	11,901,161,196.00					11,901,161,196.00		3,134,482,199.62	1,007,739,620.61
GAARD					4,009,751,550.00					4,009,751,550.00		3,074,314,000.00	935,437,550.00
D-16-000350					40,000,000.00					40,000,000.00		39,863,375.19	
D-16-0011765					187,430,000.00					187,430,000.00			
D-16-0017281					493,037,478.00					493,037,478.00		20,304,824.43	
D-16-0018950					3,858,380,000.00					3,858,380,000.00			72,302,070.61
D-16-0022105					2,361,685,738.00					2,361,685,738.00			

Particulars	UACS	Appropriations			Allotments				CURRENT YEAR OBLIGATIONS			
		Authorized Appropriation	Adjustments (To)/From, Realignment)	Adjusted Appropriations	Allotments Received	Adjustments (Withdrawal, Realignment)	Transfer To	Transfer From	Adjusted Total Allotments	Total 1st Qtr	Total 2nd Qtr	Total 3rd Qtr
		3	4	5=(3+4)	6	7	8	9	10=[(6+(-)7)-8+9]	11	12	13
Locally Funded Projects												
D-16-0025416					266,082,060.00				266,082,060.00			
D-16-0029265					226,950,778.00				226,950,778.00			
D-16-0031365					189,587,244.00				189,587,244.00			
D-16-0032828					268,256,348.00				268,256,348.00			
Buildings and Other Structures Outlay		62,000,000.00		62,000,000.00	62,000,000.00				62,000,000.00			
MOOE		11,000,000.00		11,000,000.00	11,000,000.00				11,000,000.00			
MOOE D-16-0027106		6,000,000.00		6,000,000.00	6,000,000.00				6,000,000.00			
MOOE D-16-0028427		5,000,000.00		5,000,000.00	5,000,000.00				5,000,000.00			
CAPITAL OUTLAY		51,000,000.00		51,000,000.00	51,000,000.00				51,000,000.00			
CO - D-16-0027106		46,000,000.00		46,000,000.00	46,000,000.00				46,000,000.00			
CO - D-16-0030880		5,000,000.00		5,000,000.00	5,000,000.00				5,000,000.00			
Sub-Total Projects		25,062,000,000.00		25,062,000,000.00	11,963,161,196.00				11,963,161,196.00		3,134,482,199.62	1,007,739,620.61
MOOE		11,000,000.00		11,000,000.00	11,000,000.00				11,000,000.00			
Cap Outlay		25,051,000,000.00		25,051,000,000.00	11,952,161,196.00				11,952,161,196.00		3,134,482,199.62	1,007,739,620.61
III. Automatic Appropriations		1,450,158,781.00		1,450,158,781.00	1,450,158,781.00				1,450,158,781.00	10,864,780.41	22,407,692.52	397,033,097.10
Retirement & Life Insurance Premium (PS) (RLIP) - PS	100010000	41,231,000.00		41,231,000.00	41,231,000.00				41,231,000.00	10,864,780.41	11,521,406.49	11,333,085.10
D-16-0001644 RLIP Inc for Reg Employees (1st Tranch)		1,779,000.00		1,779,000.00	1,779,000.00				1,779,000.00		890,286.03	447,000.00
Custom Duties D-16-0020448		332,969,030.00		332,969,030.00	332,969,030.00				332,969,030.00			332,969,030.00
Tax Subsidy - D-16-0032201		105,382,140.00		105,382,140.00	105,382,140.00				105,382,140.00			
Tax Subsidy - D-16-0036783		153,930,196.00		153,930,196.00	153,930,196.00				153,930,196.00			
Capital Outlay		814,867,415.00		814,867,415.00	814,867,415.00				814,867,415.00		9,996,000.00	52,283,982.00
Modernization		814,867,415.00		814,867,415.00	814,867,415.00				814,867,415.00		9,996,000.00	52,283,982.00
D-16-0000349		271,060,906.00		271,060,906.00	271,060,906.00				271,060,906.00			52,283,982.00
D-16-0000490		89,000,000.00		89,000,000.00	89,000,000.00				89,000,000.00		9,996,000.00	
D-16-0001054		454,806,509.00		454,806,509.00	454,806,509.00				454,806,509.00			
Sub-Total, Automatic Appropriations		1,450,158,781.00		1,450,158,781.00	1,450,158,781.00				1,450,158,781.00	10,864,780.41	22,407,692.52	397,033,097.10
PS		43,010,000.00		43,010,000.00	43,010,000.00				43,010,000.00	10,864,780.41	12,411,692.52	11,780,085.10
MOOE		592,281,366.00		592,281,366.00	592,281,366.00				592,281,366.00			332,969,030.00
CO		814,867,415.00		814,867,415.00	814,867,415.00				814,867,415.00		9,996,000.00	52,283,982.00
IV. Special Purpose Fund (Please specify)		46,997,818,066.34		46,997,818,066.34	36,609,837,135.34				36,609,837,135.34	8,971,281,729.70	9,016,376,780.12	8,678,987,362.00
Pension and Gratuity Fund		36,624,647,610.34		36,624,647,610.34	36,236,666,679.34				36,236,666,679.34	8,948,533,126.75	8,924,682,028.20	8,653,166,732.30
Regular Pension		33,122,551,000.00		33,122,551,000.00	32,734,570,069.00				32,734,570,069.00	8,135,362,721.03	8,073,098,949.59	8,122,472,826.29
Retirement Gratuity Benefits		2,621,637,803.07		2,621,637,803.07	2,621,637,803.07				2,621,637,803.07	662,023,132.74	804,369,663.71	523,418,012.29
Terminal Leave Benefits		134,448,812.27		134,448,812.27	134,448,812.27				134,448,812.27	19,663,723.38	47,213,414.90	7,275,893.72
Prior Year Pensions Clams		638,924,596.00		638,924,596.00	638,924,596.00				638,924,596.00	95,735,706.02		
Posthumous Claims		107,085,399.00		107,085,399.00	107,085,399.00				107,085,399.00	35,747,843.58		
MPBF		292,170,456.00		292,170,456.00	292,170,456.00				292,170,456.00	22,748,602.95	91,694,751.92	25,820,629.70
D-16-0001625 Inc for Compensation Adjust (1st Tranch)		113,278,000.00		113,278,000.00	113,278,000.00				113,278,000.00	22,748,602.95	26,620,425.92	25,787,184.70
D-16-0012800 (Mid-Year Bonus)		79,898,256.00		79,898,256.00	79,898,256.00				79,898,256.00		65,074,326.00	33,445.00
D-16-0027585 (PBB)		98,994,200.00		98,994,200.00	98,994,200.00				98,994,200.00			
Contingent Fund		81,000,000.00		81,000,000.00	81,000,000.00				81,000,000.00			
D-16-0038751-Realignment from CO to MOOE		81,000,000.00		81,000,000.00	81,000,000.00				81,000,000.00			
Unprogrammed		10,000,000,000.00		10,000,000,000.00								
AFP MODERNIZATION Program												
MOOE		500,000,000.00		500,000,000.00								
Cap Outlay		9,500,000,000.00		9,500,000,000.00								
Sub-Total, Special Purpose Fund		46,997,818,066.34		46,997,818,066.34	36,609,837,135.34				36,609,837,135.34	8,971,281,729.70	9,016,376,780.12	8,678,987,362.00
PS		36,916,818,066.34		36,916,818,066.34	36,528,837,135.34				36,528,837,135.34	8,971,281,729.70	9,016,376,780.12	8,678,987,362.00
MOOE		581,000,000.00		581,000,000.00	581,000,000.00				581,000,000.00			
CO		9,500,000,000.00		9,500,000,000.00								

Particulars	UACS	Appropriations			Allotments				CURRENT YEAR OBLIGATIONS			
		Authorized Appropriation	Adjustments (Transfer (To)/From, Realignment)	Adjusted Appropriations	Allotments Received	Adjustments (Withdrawal, Realignment)	Transfer To	Transfer From	Adjusted Total Allotments	Total 1st Qtr CY2016	Total 2nd Qtr CY2016	Total 3rd Qtr CY2016
1	2	3	4	5=(3+4)	6	7	8	9	10=[(6+(-)7)-8+9]	11	12	13
OVERALL TOTAL		78,800,983,847.34		78,800,983,847.34	55,024,874,014.34				55,024,874,014.34	9,653,108,019.71	13,434,719,495.11	11,401,959,233.90
PS		39,701,135,066.34		39,701,135,066.34	39,023,864,037.34				39,023,864,037.34	9,341,480,087.88	9,769,858,421.49	9,183,848,179.77
MOOE		3,703,981,366.00		3,703,981,366.00	3,203,981,366.00				3,203,981,366.00	311,627,931.83	520,382,874.00	1,158,087,451.52
CO		35,395,867,415.00		35,395,867,415.00	12,797,028,611.00				12,797,028,611.00		3,144,478,199.62	1,060,023,602.61
Recapitulation by MFO:		2,813,450,000.00		2,813,450,000.00	2,813,450,000.00				2,813,450,000.00	297,584,650.86	639,583,633.72	716,592,666.76
MFO 1		697,746,000.00		697,746,000.00	697,746,000.00				697,746,000.00	72,372,675.95	257,194,706.47	210,363,799.42
MFO 2		2,023,676,000.00		2,023,676,000.00	2,023,676,000.00				2,023,676,000.00	223,210,533.90	381,017,708.97	490,461,607.49
MFO 4		92,028,000.00		92,028,000.00	92,028,000.00				92,028,000.00	2,001,441.01	1,371,218.28	15,767,259.85

Particulars	UACS	CURRENT OBLIGATION						CURRENT YEAR DISBURSEMENTS				
		Total 4th Qtr	Total 4th Qtr	Total 4th Qtr	Total 4th Qtr	Fund Transfer	Total Obligations	Total 1st Qtr	Total 2nd Qtr	Total 3rd Qtr 2016	Total 4th Qtr	Total 4th Qtr
		Oct	Nov	Dec	CY2016			CY2016	CY2016		Oct	Nov
1	2	14	14	14	14	15	16=(11+12+13+14+1	17	18	19	20	20
I. Agency Specific Budget	1 01 101											
General Administration and Support	100000000	112,657,028.88	191,641,376.95	216,950,958.08	521,249,363.91	9,300,977.58	2,127,402,876.79	373,212,906.02	491,178,271.11	643,129,104.81	100,062,731.35	229,793,487.99
PS		92,413,259.14	140,819,582.69	120,755,225.63	353,988,067.46	477,519.00	1,743,348,687.03	359,100,804.36	473,596,044.73	549,486,256.34	80,785,782.53	176,190,221.22
MOOE		20,243,769.74	50,821,794.26	96,195,732.45	167,261,296.45	8,823,458.58	384,054,189.76	14,112,101.66	17,582,226.38	93,642,848.47	19,276,948.82	53,603,266.77
General Management and Supervision	100010000	44,696,928.26	96,484,316.29	122,987,553.52	264,168,798.07	9,300,977.58	1,328,302,974.79	333,459,610.46	208,310,183.31	423,731,152.01	32,102,630.73	134,636,427.33
PS		24,453,158.52	45,662,522.03	26,791,821.07	96,907,501.62	477,519.00	944,248,785.03	319,347,508.80	190,727,956.93	330,088,303.54	12,825,681.91	81,033,160.56
MOOE		20,243,769.74	50,821,794.26	96,195,732.45	167,261,296.45	8,823,458.58	384,054,189.76	14,112,101.66	17,582,226.38	93,642,848.47	19,276,948.82	53,603,266.77
Fin Exp.(if applicable)												
CO												
Administration of Personnel Benefits	100020000	67,960,100.62	95,157,060.66	93,963,404.56	257,080,565.84		799,099,902.00	39,753,295.56	282,868,087.80	219,397,952.80	67,960,100.62	95,157,060.66
Personnel Services		67,960,100.62	95,157,060.66	93,963,404.56	257,080,565.84		799,099,902.00	39,753,295.56	282,868,087.80	219,397,952.80	67,960,100.62	95,157,060.66
Operations	300000000	204,489,402.11	398,216,214.66	402,388,899.31	1,005,094,516.08	63,195,240.08	2,722,050,707.50	269,653,288.75	617,007,411.76	678,520,535.87	224,526,484.71	294,162,254.61
MFO 1 - MIL POLICY ADVISORY SVCS	301000000	20,905,958.06	51,970,401.45	74,882,673.49	147,759,033.00	3,723,174.12	691,413,388.96	62,719,147.27	227,815,519.94	224,779,314.31	23,705,591.06	62,646,487.02
PAP - Military policy and plans formulation	301010000											
PS		94,761.69	46,538,911.69	23,243,635.90	69,877,309.28	1,899,532.00	276,378,000.00		148,823,516.56	55,777,642.16	1,801,484.02	33,763,645.82
MOOE		20,811,196.37	5,431,489.76	51,639,037.59	77,881,723.72	1,823,642.12	415,035,388.96	62,719,147.27	78,992,003.38	169,001,672.15	21,904,107.04	28,882,841.20
Fin Exp.(if applicable)												
CO												
MFO 2 - JOINT FORCE STRATEGIC PLANNING, LOGISTICS AND RESOURCE MGMT SVCS	302000000	182,964,071.68	339,547,661.15	313,295,878.58	835,807,611.41	59,472,065.96	1,989,969,527.73	205,283,981.47	387,572,322.66	450,830,600.09	196,421,943.03	217,670,190.89
PS		86,525,353.76	140,617,410.22	199,229,236.02	426,372,000.00		426,372,000.00				86,525,353.76	88,631,897.30
MOOE		96,438,717.92	198,930,250.93	114,066,642.56	409,435,611.41	59,472,065.96	1,563,597,527.73	205,283,981.47	387,572,322.66	450,830,600.09	109,896,589.27	129,038,293.59
Fin Exp.(if applicable)												
CO												
PAP - Strategic lift and mobility	302010000	11,948,455.69	88,063,080.14	2,244,829.78	102,256,365.61	600,000.00	106,715,000.00			2,835,663.99	9,576,468.83	6,435,135.81
PS												
MOOE		11,948,455.69	88,063,080.14	2,244,829.78	102,256,365.61	600,000.00	106,715,000.00			2,835,663.99	9,576,468.83	6,435,135.81
Fin Exp.(if applicable)												
CO												
PAP - Joint force preparedness (Bilateral Engagements)	302020000	88,150.12		1,428,855.85	1,517,005.97	13,560,328.58	33,388,295.81	5,299,447.00	10,479,755.42	2,531,758.84	88,150.12	229,041.94
PS												
MOOE		88,150.12		1,428,855.85	1,517,005.97	13,560,328.58	33,388,295.81	5,299,447.00	10,479,755.42	2,531,758.84	88,150.12	229,041.94
Fin Exp.(if applicable)												
CO												
PAP - Ordnance Build-up	302030000	1,773,749.46	1,767,764.28	350,000.00	3,891,513.74		3,891,513.74					3,491,513.74
PS												
MOOE		1,773,749.46	1,767,764.28	350,000.00	3,891,513.74		3,891,513.74					3,491,513.74
Fin Exp.(if applicable)												
CO												
Planning, Command and Mgmt of Joint Military Operations	302040000	169,153,716.41	249,716,816.73	309,272,192.95	728,142,726.09	45,311,737.38	1,845,974,718.18	199,984,534.47	377,092,567.24	445,463,177.26	186,757,324.08	207,514,499.40
PS		86,525,353.76	140,617,410.22	199,229,236.02	426,372,000.00		426,372,000.00				86,525,353.76	88,631,897.30
MOOE		82,628,362.65	109,099,406.51	110,042,956.93	301,770,726.09	45,311,737.38	1,419,602,718.18	199,984,534.47	377,092,567.24	445,463,177.26	100,231,970.32	118,882,602.10
Fin Exp.(if applicable)												
CO												

Particulars	UACS	CURRENT OBLIGATION						CURRENT YEAR DISBURSEMENTS				
		Total 4th Qtr	Total 4th Qtr	Total 4th Qtr	Total 4th Qtr	Fund Transfer	Total Obligations	Total 1st Qtr	Total 2nd Qtr	Total 3rd Qtr 2016	Total 4th Qtr	Total 4th Qtr
		Oct	Nov	Dec	CY2016			CY2016	CY2016		Oct	Nov
1	2	14	14	14	14	15	16=(11+12+13+14+1	17	18	19	20	20
PAP - Military strategic planning	302040001	115,133,924.18	75,316,759.81	84,450,997.22	274,901,681.21	6,049,406.43	315,001,333.84	763,969.06	1,461,151.02	29,517,911.50	114,706,764.60	109,910,680.05
PS		86,525,353.76	52,047,624.57	63,482,021.67	202,055,000.00		202,055,000.00				86,525,353.76	88,631,897.30
MOOE		28,608,570.42	23,269,135.24	20,968,975.55	72,846,681.21	6,049,406.43	112,946,333.84	763,969.06	1,461,151.02	29,517,911.50	28,181,410.84	21,278,782.75
Fin Exp.(if applicable)												
CO												
PAP-Joint operational command and control	302040002	16,600,670.71	107,355,900.45	167,383,401.05	291,339,972.21	8,033,278.03	589,276,607.82	44,103,389.61	66,600,067.99	161,120,720.23	22,018,706.07	21,229,818.64
PS			88,569,785.65	134,748,214.35	223,318,000.00		223,318,000.00					
MOOE		16,600,670.71	18,786,114.80	32,635,186.70	68,021,972.21	8,033,278.03	365,958,607.82	44,103,389.61	66,600,067.99	161,120,720.23	22,018,706.07	21,229,818.64
Fin Exp.(if applicable)												
CO												
PAP - International humanitarian and peacekeeping opns	302040003	776,926.75	642,755.41	296,941.25	1,716,623.41		8,532,575.21	475,492.50	1,182,794.90	2,041,930.40	514,525.73	2,510,157.04
PS												
MOOE		776,926.75	642,755.41	296,941.25	1,716,623.41		8,532,575.21	475,492.50	1,182,794.90	2,041,930.40	514,525.73	2,510,157.04
Fin Exp.(if applicable)												
CO												
PAP - Joint special operation	302040004	36,642,194.77	66,401,401.06	57,140,853.43	160,184,449.26	31,229,052.92	933,164,201.31	154,641,683.30	307,848,553.33	252,782,615.13	49,517,327.68	73,863,843.67
PS				999,000.00	999,000.00		999,000.00					
MOOE		36,642,194.77	66,401,401.06	56,141,853.43	159,185,449.26	31,229,052.92	932,165,201.31	154,641,683.30	307,848,553.33	252,782,615.13	49,517,327.68	73,863,843.67
Fin Exp.(if applicable)												
CO												
MFO 4 - MILITARY EDUCATION SERVICE	304000000	619,372.37	6,698,152.06	14,210,347.24	21,527,871.67		40,667,790.81	1,650,160.01	1,619,569.16	2,910,621.47	4,398,950.62	13,845,576.70
PS				3,270,000.00	3,270,000.00		3,270,000.00					
MOOE		619,372.37	6,698,152.06	10,940,347.24	18,257,871.67		37,397,790.81	1,650,160.01	1,619,569.16	2,910,621.47	4,398,950.62	13,845,576.70
CO												
PAP - Joint Education and Training	304020000	266,441.37	345,491.06	5,095,667.65	5,707,600.08		16,421,080.33	1,650,160.01	1,414,069.16	1,261,964.38	24,931.12	6,818,644.70
PS				1,820,000.00	1,820,000.00		1,820,000.00					
MOOE		266,441.37	345,491.06	3,275,667.65	3,887,600.08		14,601,080.33	1,650,160.01	1,414,069.16	1,261,964.38	24,931.12	6,818,644.70
CO												
PAP - Reserve Force Administration and Training	304030000	352,931.00	6,352,661.00	9,114,679.59	15,820,271.59		24,246,710.48		205,500.00	1,648,657.09	4,374,019.50	7,026,932.00
PS				1,450,000.00	1,450,000.00		1,450,000.00					
MOOE		352,931.00	6,352,661.00	7,664,679.59	14,370,271.59		22,796,710.48		205,500.00	1,648,657.09	4,374,019.50	7,026,932.00
CO												
Sub-Total, Agency Specific Budget		317,146,430.99	589,857,591.61	619,339,857.39	1,526,343,879.99	72,496,217.66	4,849,453,584.29	642,866,194.77	1,108,185,682.87	1,321,649,640.68	324,589,216.06	523,955,742.60
PS		179,033,374.59	327,975,904.60	346,498,097.55	853,507,376.74	2,377,051.00	2,449,368,687.03	359,100,804.36	622,419,561.29	605,263,898.50	169,112,620.31	298,585,764.34
Regular Personal Services		111,073,273.97	232,818,843.94	252,534,692.99	596,426,810.90	2,377,051.00	1,650,268,785.03	319,347,508.80	339,551,473.49	385,865,945.70	101,152,519.69	203,428,703.68
Adminstrative Personnel Benefits		67,960,100.62	95,157,060.66	93,963,404.56	257,080,565.84		799,099,902.00	39,753,295.56	282,868,087.80	219,397,952.80	67,960,100.62	95,157,060.66
MOOE		138,113,056.40	261,881,687.01	272,841,759.84	672,836,503.25	70,119,166.66	2,400,084,897.26	283,765,390.41	485,766,121.58	716,385,742.18	155,476,595.75	225,369,978.26
Regular MOOE		138,113,056.40	261,881,687.01	272,841,759.84	672,836,503.25	70,119,166.66	2,400,084,897.26	283,765,390.41	485,766,121.58	716,385,742.18	155,476,595.75	225,369,978.26
Fin Expenses		111,073,273.97										
CO			25,149,875.63									
II. PROJECTS												
Locally Funded Projects		6,166,449,559.42	493,032,837.77	262,354,364.55	6,921,836,761.74		11,064,058,581.97		3,074,314,000.00	1,047,602,995.80		6,147,763,667.39
Revised AFP Modernization Program (CO)		6,166,449,559.42	493,032,837.77	262,354,364.55	6,921,836,761.74		11,064,058,581.97		3,074,314,000.00	1,047,602,995.80		6,147,763,667.39
GAARD							4,009,751,550.00		3,074,314,000.00	935,437,550.00		
D-16-000350							39,863,375.19			39,863,375.19		
D-16-0011765												
D-16-0017281		18,685,892.03			18,685,892.03		38,990,716.46					
D-16-0018950		3,786,077,929.39			3,786,077,929.39		3,858,380,000.00			72,302,070.61		3,786,077,929.39
D-16-0022105		2,361,685,738.00			2,361,685,738.00		2,361,685,738.00					2,361,685,738.00

Particulars	UACS	CURRENT OBLIGATION						CURRENT YEAR DISBURSEMENTS				
		Total 4th Qtr	Total 4th Qtr	Total 4th Qtr	Total 4th Qtr	Fund Transfer	Total Obligations	Total 1st Qtr	Total 2nd Qtr	Total 3rd Qtr 2016	Total 4th Qtr	Total 4th Qtr
		Oct	Nov	Dec	CY2016			CY2016	CY2016		Oct	Nov
1	2	14	14	14	14	15	16=(11+12+13+14+1)	17	18	19	20	20
Locally Funded Projects												
D-16-0025416			266,082,060.00		266,082,060.00		266,082,060.00					
D-16-0029265			226,950,777.77		226,950,777.77		226,950,777.77					
D-16-0031365												
D-16-0032828					262,354,364.55		262,354,364.55					
Buildings and Other Structures Outlay												
MOOE												
MOOE D-16-0027106												
MOOE D-16-0028427												
CAPITAL OUTLAY												
CO - D-16-0027106												
CO - D-16-0030880												
Sub-Total Projects		6,166,449,559.42	493,032,837.77	262,354,364.55	6,921,836,761.74		11,064,058,581.97		3,074,314,000.00	112,165,445.80		
MOOE												
Cap Outlay		6,166,449,559.42	493,032,837.77	262,354,364.55	6,921,836,761.74		11,064,058,581.97		3,074,314,000.00	112,165,445.80		
III. Automatic Appropriations		21,394,573.15	109,222,199.85	154,073,909.97	409,333,882.97		839,639,453.00	10,864,780.41	12,411,692.52	344,749,115.10	3,969,668.15	109,222,199.85
Retirement & Life Insurance Premium (PS) (RLIP) - PS	100010000	3,820,668.15	3,691,059.85		7,511,728.00		41,231,000.00	10,864,780.41	11,521,406.49	11,333,085.10	3,820,668.15	3,691,059.85
D-16-0001644 RLIP Inc for Reg Employees (1st Tranch)		149,000.00	149,000.00	143,713.97	441,713.97		1,779,000.00		890,286.03	447,000.00	149,000.00	149,000.00
Custom Duties D-16-0020448							332,969,030.00			332,969,030.00		
Tax Subsidy - D-16-0032201			105,382,140.00		105,382,140.00		105,382,140.00					105,382,140.00
Tax Subsidy - D-16-0036783				153,930,196.00	153,930,196.00		153,930,196.00					
Capital Outlay		17,424,905.00		124,643,200.00	142,068,105.00		204,348,087.00					
Modernization		17,424,905.00		124,643,200.00	142,068,105.00		204,348,087.00					
D-16-0000349		11,569,405.00		63,083,200.00	74,652,605.00		126,936,587.00					
D-16-0000490							9,996,000.00					
D-16-0001054		5,855,500.00		61,560,000.00	67,415,500.00		67,415,500.00					
Sub-Total, Automatic Appropriations		21,394,573.15	109,222,199.85	278,717,109.97	409,333,882.97		839,639,453.00	10,864,780.41	12,411,692.52	344,749,115.10	3,969,668.15	109,222,199.85
PS		3,969,668.15	3,840,059.85	143,713.97	7,953,441.97		43,010,000.00	10,864,780.41	12,411,692.52	11,780,085.10	3,969,668.15	3,840,059.85
MOOE			105,382,140.00	153,930,196.00	259,312,336.00		592,281,366.00			332,969,030.00		105,382,140.00
CO		17,424,905.00		124,643,200.00	142,068,105.00		204,348,087.00					
IV. Special Purpose Fund (Please specify)		2,925,861,264.79	3,210,006,785.43	3,666,589,982.96	9,802,458,033.18		36,469,103,905.00	8,971,281,729.70	9,016,376,780.12	8,678,987,362.00	2,896,587,264.79	3,218,141,897.43
Pension and Gratuity Fund		2,839,560,652.79	3,165,497,897.43	3,657,844,797.96	9,662,903,348.18		36,189,285,235.43	8,948,533,126.75	8,924,682,028.20	8,653,166,732.30	2,839,560,652.79	3,165,497,897.43
Regular Pension		2,687,100,798.33	2,696,153,252.98	3,004,307,700.96	8,387,561,752.27		32,718,496,249.18	8,135,362,721.03	8,073,098,949.59	8,122,472,826.29	2,687,100,798.33	2,696,153,252.98
Retirement Gratuity Benefits		126,332,819.34	318,150,875.30	187,343,299.69	631,826,994.33		2,621,637,803.07	662,023,132.74	804,369,663.71	523,418,012.29	126,332,819.34	318,150,875.30
Terminal Leave Benefits		2,252,979.63	17,094,798.37	40,589,895.13	59,937,673.13		134,090,705.13	19,663,723.38	47,213,414.90	7,275,893.72	2,252,979.63	17,094,798.37
Prior Year Pensions Ciamis		23,874,055.49	105,966,685.74	382,398,634.09	512,239,375.32		607,975,081.34	95,735,706.02			23,874,055.49	105,966,685.74
Posthumous Claims			28,132,285.04	43,205,268.09	71,337,553.13		107,085,396.71	35,747,843.58				28,132,285.04
MPBF		86,300,612.00	44,508,888.00	8,745,185.00	139,554,685.00		279,818,669.57	22,748,602.95	91,694,751.92	25,820,629.70	57,026,612.00	52,644,000.00
D-16-0001625 Inc for Compensation Adjust (1st Tranch)		8,590,000.00	8,590,000.00	8,590,000.00	25,770,000.00		100,926,213.57	22,748,602.95	26,620,425.92	25,787,184.70	8,590,000.00	8,590,000.00
D-16-0012800 (Mid-Year Bonus)			14,780,000.00	10,485.00	14,790,485.00		79,898,256.00		65,074,326.00	33,445.00		14,780,000.00
D-16-0027585 (PBB)		77,710,612.00	21,138,888.00	144,700.00	98,994,200.00		98,994,200.00				48,436,612.00	29,274,000.00
Contingent Fund												
D-16-0038751-Realignment from CO to MOOE												
Unprogrammed												
AFP MODERNIZATION Program												
MOOE												
Cap Outlay												
Sub-Total, Special Purpose Fund		2,925,861,264.79	3,210,006,785.43	3,666,589,982.96	9,802,458,033.18		36,469,103,905.00	8,971,281,729.70	9,016,376,780.12	8,678,987,362.00	2,896,587,264.79	3,218,141,897.43
PS		2,925,861,264.79	3,210,006,785.43	3,666,589,982.96	9,802,458,033.18		36,469,103,905.00	8,971,281,729.70	9,016,376,780.12	8,678,987,362.00	2,896,587,264.79	3,218,141,897.43
MOOE												
CO												

Particulars	UACS	CURRENT OBLIGATION						CURRENT YEAR DISBURSEMENTS				
		Total 4th Qtr	Total 4th Qtr	Total 4th Qtr	Total 4th Qtr	Fund Transfer		Total 1st Qtr	Total 2nd Qtr		Total 4th Qtr	Total 4th Qtr
		Oct	Nov	Dec	CY2016		Total Obligations	CY2016	CY2016	Total 3rd Qtr 2016	Oct	Nov
1	2	14	14	14	14	15	16=(11+12+13+14+1	17	18	19	20	20
OVERALL TOTAL		9,430,851,828.35	3,909,086,576.89	4,827,001,314.87	18,659,972,557.88	72,496,217.66	53,222,255,524.26	9,625,012,704.88	13,211,288,155.51	10,457,551,563.58	3,225,146,149.00	3,851,319,839.88
PS		3,108,864,307.53	3,541,822,749.88	4,013,231,794.48	10,663,918,851.89	2,377,051.00	38,961,482,592.03	9,341,247,314.47	9,651,208,033.93	9,296,031,345.60	3,069,669,553.25	3,520,567,721.62
MOOE		138,113,056.40	367,263,827.01	426,771,955.84	932,148,839.25	70,119,166.66	2,992,366,263.26	283,765,390.41	485,766,121.58	1,049,354,772.18	155,476,595.75	330,752,118.26
CO		6,183,874,464.42		386,997,564.55	7,063,904,866.74		11,268,406,668.97		3,074,314,000.00	112,165,445.80		
Recapitulation by MFO:		204,489,402.11	398,216,214.66	402,388,899.31	1,005,094,516.08	1,805,699,630.05	2,722,050,707.50	269,653,288.75	617,007,411.76	678,520,535.87	224,526,484.71	294,162,254.61
MFO 1		20,905,958.06	51,970,401.45	74,882,673.49	147,759,033.00	274,612,107.94	691,413,388.96	62,719,147.27	227,815,519.94	224,779,314.31	23,705,591.06	62,646,487.02
MFO 2		182,964,071.68	339,547,661.15	313,295,878.58	835,807,611.41	1,488,651,151.14	1,989,969,527.73	205,283,981.47	387,572,322.66	450,830,600.09	196,421,943.03	217,670,190.89
MFO 4		619,372.37	6,698,152.06	14,210,347.24	21,527,871.67	42,436,370.97	40,667,790.81	1,650,160.01	1,619,569.16	2,910,621.47	4,398,950.62	13,845,576.70

Particulars	UACS	CURRENT DISBURSEMENT				Balances			
		Total 4th Qtr	Total 4th Qtr 2016	FUND TRANSFER	Total Disbursements	Unreleased Appropriations	Unobligated	Unpaid Obligations = (16-22)=(25+26)	
		Dec						Due and Demandable	Not Yet Due and Demandable
1	2	20	20	21	22=(17+18+19+20+21)	23=(3-6)	24=(10-16)	25=(16-22)	26=(16-22)
I. Agency Specific Budget	1 01 101								
General Administration and Support	100000000	214,928,708.13	544,784,927.47	9,300,977.58	2,061,606,186.99	289,290,098.00	60,864,025.21	64,869,791.10	926,898.70
		102,549,862.56	359,525,866.31	477,519.00	1,742,186,490.74	289,290,098.00	2,648,214.97	1,162,196.29	
		112,378,845.57	185,259,061.16	8,823,458.58	319,419,696.25		58,215,810.24	63,707,594.81	926,898.70
General Management and Supervision	100010000	120,965,303.57	287,704,361.63	9,300,977.58	1,262,506,284.99		60,864,025.21	64,869,791.10	926,898.70
PS		8,586,458.00	102,445,300.47	477,519.00	943,086,588.74		2,648,214.97	1,162,196.29	
MOOE		112,378,845.57	185,259,061.16	8,823,458.58	319,419,696.25		58,215,810.24	63,707,594.81	926,898.70
Fin Exp.(if applicable)									
CO									
Administration of Personnel Benefits	100020000	93,963,404.56	257,080,565.84		799,099,902.00	289,290,098.00			
		93,963,404.56	257,080,565.84		799,099,902.00	289,290,098.00			
Operations	300000000	232,285,612.48	750,974,351.80	63,195,240.08	2,379,350,828.26		91,380,292.50	342,699,879.24	3,242,032.49
MFO 1 - MIL POLICY ADVISORY SVCS	301000000	52,466,896.53	138,818,974.61	3,723,174.12	657,856,130.25		6,332,611.04	32,898,861.00	658,397.71
PAP - Military policy and plans formulation	301010000								
PS		24,046,909.29	59,612,039.13	1,899,532.00	266,112,729.85			10,265,270.15	
MOOE		28,419,987.24	79,206,935.48	1,823,642.12	391,743,400.40		6,332,611.04	22,633,590.85	658,397.71
Fin Exp.(if applicable)									
CO									
MFO 2 - JOINT FORCE STRATEGIC PLANNING, LOGISTICS AND RESOURCE MGMT SVCS	302000000	174,878,554.72	588,970,688.64	59,472,065.96	1,692,129,658.82		33,687,472.27	297,839,868.91	2,583,634.78
PS		97,203,531.46	272,360,782.52		272,360,782.52			154,011,217.48	
MOOE		77,675,023.26	316,609,906.12	59,472,065.96	1,419,768,876.30		33,687,472.27	141,245,016.65	2,583,634.78
Fin Exp.(if applicable)									
CO									
PAP - Strategic lift and mobility	302010000	18,114,307.12	34,125,911.76	600,000.00	37,561,575.75			68,322,739.40	830,684.85
PS									
MOOE		18,114,307.12	34,125,911.76	600,000.00	37,561,575.75			68,322,739.40	830,684.85
Fin Exp.(if applicable)									
CO									
Engagements)	302020000	405,105.00	722,297.06	13,560,328.58	32,593,586.90		13,682,704.19	794,708.91	
PS									
MOOE		405,105.00	722,297.06	13,560,328.58	32,593,586.90		13,682,704.19	794,708.91	
Fin Exp.(if applicable)									
CO									
PAP - Ordnance Build-up	302030000	50,000.00	3,541,513.74		3,541,513.74		108,486.26	350,000.00	
PS									
MOOE		50,000.00	3,541,513.74		3,541,513.74		108,486.26	350,000.00	
Fin Exp.(if applicable)									
CO									
Planning, Command and Mgmt of Joint Military Operations	302040000	156,309,142.60	550,580,966.08	45,311,737.38	1,618,432,982.43		19,896,281.82	225,788,785.82	1,752,949.93
PS		97,203,531.46	272,360,782.52		272,360,782.52			154,011,217.48	
MOOE		59,105,611.14	278,220,183.56	45,311,737.38	1,346,072,199.91		19,896,281.82	71,777,568.34	1,752,949.93
Fin Exp.(if applicable)									
CO									

Particulars	UACS	CURRENT DISBURSEMENT				Unreleased Appropriations 23=(3-6)	Balances		
		Total 4th Qtr	Total 4th Qtr 2016	FUND TRANSFER	Total Disbursements		Unobligated 24=(10-16)	Unpaid Obligations = (16-22)=(25+26)	
		Dec						Due and Demandable 25=(16-22)	Not Yet Due and Demandable 26=(16-22)
1	2	20	20	21	22=(17+18+19+20+21)	23=(3-6)	24=(10-16)	25=(16-22)	26=(16-22)
PAP - Military strategic planning	302040001	27,478,261.54	252,095,706.19	6,049,406.43	289,888,144.20		4,613,666.16	25,113,189.64	
PS		14,228,000.00	189,385,251.06	6,049,406.43	189,385,251.06		4,594,666.16	12,669,748.94	
MOOE		13,250,261.54	62,710,455.13		100,502,893.14		19,000.00	12,443,440.70	
Fin Exp.(if applicable)									
CO									
PAP-Joint operational command and control	302040002	109,123,637.61	152,372,162.32	8,033,278.03	432,229,618.18		1,307,392.18	157,046,989.64	
PS		82,975,531.46	82,975,531.46	8,033,278.03	82,975,531.46		1,307,392.18	140,342,468.54	
MOOE		26,148,106.15	69,396,630.86		349,254,086.72			16,704,521.10	
Fin Exp.(if applicable)									
CO									
PAP - International humanitarian and peacekeeping opns	302040003	1,244,224.82	4,268,907.59		7,969,125.39		74,424.79	563,449.82	
PS									
MOOE		1,244,224.82	4,268,907.59		7,969,125.39		74,424.79	563,449.82	
Fin Exp.(if applicable)									
CO									
PAP - Joint special operation	302040004	18,463,018.63	141,844,189.98	31,229,052.92	888,346,094.66		13,919,798.69	43,065,156.72	1,752,949.93
PS								999,000.00	
MOOE		18,463,018.63	141,844,189.98	31,229,052.92	888,346,094.66		13,919,798.69	42,066,156.72	1,752,949.93
Fin Exp.(if applicable)									
CO									
MFO 4 - MILITARY EDUCATION SERVICE	304000000	4,940,161.23	23,184,688.55		29,365,039.19		51,360,209.19	11,302,751.62	
PS								3,270,000.00	
MOOE		4,940,161.23	23,184,688.55		29,365,039.19		21,360,209.19	8,032,751.62	
CO							30,000,000.00		
PAP - Joint Education and Training	304020000	1,832,371.73	8,675,947.55		13,002,141.10		14,102,919.67	3,418,939.23	
PS								1,820,000.00	
MOOE		1,832,371.73	8,675,947.55		13,002,141.10		14,102,919.67	1,598,939.23	
CO									
PAP - Reserve Force Administration and Training	304030000	3,107,789.50	14,508,741.00		16,362,898.09		37,257,289.52	7,883,812.39	
PS								1,450,000.00	
MOOE		3,107,789.50	14,508,741.00		16,362,898.09		7,257,289.52	6,433,812.39	
CO							30,000,000.00		
Sub-Total, Agency Specific Budget		447,214,320.61	1,295,759,279.27	72,496,217.66	4,440,957,015.25	289,290,098.00	152,263,317.71	404,327,637.85	
PS		223,800,303.31	691,498,687.96	2,377,051.00	2,280,660,003.11	289,290,098.00	2,648,214.97	168,708,683.92	
Regular Personal Services		129,836,898.75	434,418,122.12	2,377,051.00	1,481,560,101.11		2,648,214.97	168,708,683.92	
Adminstrative Personnel Benefits		93,963,404.56	257,080,565.84		799,099,902.00	289,290,098.00			4,168,931.19
MOOE		223,414,017.30	604,260,591.31	70,119,166.66	2,160,297,012.14		119,615,102.74	235,618,953.93	
Regular MOOE		223,414,017.30	604,260,591.31	70,119,166.66	2,160,297,012.14		119,596,102.74	235,618,953.93	
Fin Expenses							19,000.00		
							30,000,000.00		
II. PROJECTS			6,147,763,667.39		10,269,680,663.19	13,098,838,804.00	893,102,614.03	794,377,918.78	
Locally Funded Projects			6,147,763,667.39		10,269,680,663.19	13,098,838,804.00	837,102,614.03	794,377,918.78	
Revised AFP Modernization Program (CO)					4,009,751,550.00				
GAARD					39,863,375.19		136,624.81		
D-16-000350							187,430,000.00		
D-16-0011765								38,990,716.46	
D-16-0017281									
D-16-0018950									
D-16-0022105									
			3,786,077,924.29		3,858,380,000.00				
			2,361,685,738.00		2,361,685,738.00				


Particulars	UACS	CURRENT DISBURSEMENT				Balances			
		Total 4th Qtr			Total Disbursements	Unreleased Appropriations	Unobligated	Unpaid Obligations = (16-22)=(25+26)	
		Dec	Total 4th Qtr 2016	FUND TRANSFER	22=(17+18+19+20+21)			23=(3-6)	24=(10-16)
		1	2	20	21	22=(17+18+19+20+21)	23=(3-6)	24=(10-16)	25=(16-22)
D-16-0025416							0.23	266,082,060.00	
D-16-0029265						189,587,244.00	226,950,777.77		
D-16-0031365						5,901,983.45	262,354,364.55		
D-16-0032828									
Buildings and Other Structures Outlay							56,000,000.00		
MOOE							5,000,000.00		
MOOE D-16-0027106							51,000,000.00		
MOOE D-16-0028427							46,000,000.00		
CAPITAL OUTLAY							5,000,000.00		
CO - D-16-0027106									
CO - D-16-0030880									
Sub-Total Projects					10,269,680,663.19	13,098,838,804.00	899,102,614.03	794,377,918.78	
MOOE					10,269,680,663.19	13,098,838,804.00	11,000,000.00	794,377,918.78	
Cap Outlay							610,519,328.00	152,064,105.00	
III. Automatic Appropriations		206,357,891.97	319,549,759.97		687,575,348.00				
Retirement & Life Insurance Premium (PS) (RLIP) - PS 100010000			7,511,728.00		41,231,000.00				
D-16-0001644 RLIP Inc for Reg Employees (1st Tranch)		143,713.97	441,713.97		1,779,000.00				
Custom Duties D-16-0020448			105,382,140.00		105,382,140.00				
Tax Subsidy - D-16-0032201			153,930,196.00		153,930,196.00				
Tax Subsidy - D-16-0036783		153,930,196.00	153,930,196.00		153,930,196.00				
Capital Outlay		52,283,982.00	52,283,982.00		52,283,982.00		610,519,328.00	152,064,105.00	
Modernization		52,283,982.00	52,283,982.00		52,283,982.00		610,519,328.00	152,064,105.00	
D-16-0000349		52,283,982.00	52,283,982.00		52,283,982.00		144,124,319.00	74,652,605.00	
D-16-0000490							79,004,000.00	9,996,000.00	
D-16-0001054							387,391,009.00	67,415,500.00	
Sub-Total, Automatic Appropriations		206,357,891.97	319,549,759.97		687,575,348.00		610,519,328.00	152,064,105.00	
PS		143,713.97	7,953,441.97		43,010,000.00				
MOOE		153,930,196.00	259,312,336.00		592,281,366.00		610,519,328.00	152,064,105.00	
CO		52,283,982.00	52,283,982.00		52,283,982.00				
IV. Special Purpose Fund (Please specify)		3,687,728,870.96	9,802,458,033.18		36,469,103,905.00	10,387,980,931.00	140,733,230.34		
Pension and Gratuity Fund		3,657,844,797.96	9,662,903,348.18		36,189,285,235.43	387,980,931.00	47,381,443.91		
Regular Pension		3,004,307,700.96	8,387,561,752.27		32,718,496,249.18	387,980,931.00	16,073,819.82		
Retirement Gratuity Benefits		187,343,299.69	631,826,994.33		2,621,637,803.07		358,107.14		
Terminal Leave Benefits		40,589,895.13	59,937,673.13		134,090,705.13		30,949,514.66		
Prior Year Pensions Clams		382,398,634.09	512,239,375.32		607,975,081.34		2.29		
Posthumous Claims		43,205,268.09	71,337,553.13		107,085,396.71		12,351,786.43		
MPBF		29,884,073.00	139,554,685.00		279,818,669.57		12,351,786.43		
D-16-0001625 Inc for Compensation Adjust (1st Tranch)		8,590,000.00	25,770,000.00		100,926,213.57				
D-16-0012800 (Mid-Year Bonus)		10,485.00	14,790,485.00		79,898,256.00				
D-16-0027585 (PBB)		21,283,588.00	98,994,200.00		98,994,200.00		81,000,000.00		
Contingent Fund							81,000,000.00		
D-16-0038751-Realignment from CO to MOOE									
Unprogrammed									
AFP MODERNIZATION Program						10,000,000,000.00			
MOOE						500,000,000.00			
Cap Outlay						9,500,000,000.00			
Sub-Total, Special Purpose Fund		3,687,728,870.96	9,802,458,033.18		36,469,103,905.00	10,387,980,931.00	140,733,230.34		
PS		3,687,728,870.96	9,802,458,033.18		36,469,103,905.00	387,980,931.00	59,733,230.34		
MOOE						500,000,000.00	81,000,000.00		
CO						9,500,000,000.00			

Particulars	UACS	CURRENT DISBURSEMENT				Balances			
		Total 4th Qtr	Total 4th Qtr 2016	FUND TRANSFER	Total Disbursements	Unreleased Appropriations	Unobligated	Unpaid Obligations = (16-22)=(25+26)	
		Dec						Due and Demandable	Not Yet Due and Demandable
		20	25=(16-22)	26=(16-22)					
	2	20	20	21	22=(17+18+19+20+21)	23=(3-6)	24=(10-16)	25=(16-22)	26=(16-22)
GRAND TOTAL		4,341,301,083.54	11,417,767,072.42	72,496,217.66	51,867,316,931.44	23,776,109,833.00	1,802,618,490.08	1,350,769,661.63	4,168,931.19
PS		3,911,672,888.24	10,501,910,163.11	2,377,051.00	38,792,773,908.11	677,271,029.00	62,381,445.31	168,708,683.92	4,168,931.19
MOOE		377,344,213.30	863,572,927.31	70,119,166.66	2,752,578,378.14	500,000,000.00	211,615,102.74	235,618,953.93	
CO		52,283,982.00	52,283,982.00		10,321,964,645.19	22,598,838,804.00	1,528,621,942.03	946,442,023.78	
Recapitulation by MFO:		232,285,612.48	750,974,351.80		2,379,350,828.26		91,380,292.50	342,041,481.53	
MFO 1		52,466,896.53	138,818,974.61		657,856,130.25		6,332,611.04	32,898,861.00	
MFO 2		174,878,554.72	588,970,688.64		1,692,129,658.82		33,687,472.27	297,839,868.91	
MFO 4		4,940,161.23	23,184,688.55		29,365,039.19		51,360,209.19	11,302,751.62	

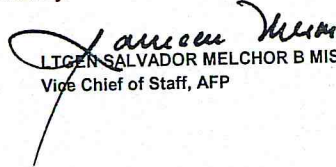
Prepared by:


 BGEN ANASTACIO C CABADING JR AFP
 Chief, AFP Management & Fiscal Office

Certified By:


 NILO B ABAYGAR DPA
 Chief Accountant, GHQ

Approved By:


 LTGEN SALVADOR MELCHOR B MISON JR AFP
 Vice Chief of Staff, AFP

Armed Forces of the Philippines-General Headquarters, AFP and AFP-Wide Separate and Support Units (AFPWSSUS)

STATEMENT OF APPROPRIATIONS, ALLOTMENTS, OBLIGATIONS, DISBURSEMENTS AND BALANCES

As of the Month Ending December 31, 2016

Department : Department of National Defense

Agency/Operating Unit : 170101710001

Funding Source Code: (as clustered): 101101

FAR 1

XXX

Current Year Appropriations

Supplemental Appropriations

Continuing Appropriations

Particulars	UACS	Appropriations			Allotments				CURRENT YEAR OBLIGATION					
		Authorized Appropriation	Adjustments (Transfer (To)/From, Realignment)	Adjusted Appropriations	Allotments Received	Adjustments (Withdrawal, Realignment)	Transfer To	Transfer From	Adjusted Total Allotments	Total 1st Qtr CY2016	Total 2nd Qtr	Total 3rd Qtr	Oct 4th Qtr	Nov 4th Qtr
1	2	3	4	5=(3+4)	6	7	8	9	10=(6+7+8)	11	12	13	14	14
I. Agency Specific Budget	1 01 101													
General Administration and Support	100000000	90,938,256.66		90,938,256.66	90,938,256.66				90,938,256.66	32,913,392.75	6,151,671.78	33,168,720.13		12,388,124.00
General Administration and Supervision	100010000	90,938,256.66		90,938,256.66	90,938,256.66				90,938,256.66	32,913,392.75	6,151,671.78	33,168,720.13		12,388,124.00
MOOE		75,077,256.66		75,077,256.66	75,077,256.66				75,077,256.66	32,913,392.75	6,151,671.78	33,168,720.13		
CO		15,861,000.00		15,861,000.00	15,861,000.00				15,861,000.00					12,388,124.00
Operations	300000000	127,595,518.66		127,595,518.66	127,595,518.66				127,595,518.66	16,284,861.68	4,926,982.53	38,909,671.25	5,239,633.02	44,641,203.99
MFO 1 - MILITARY POLICY ADVISORY SVCS	301000000	11,224,943.82		11,224,943.82	11,224,943.82				11,224,943.82	601,943.82				9,913,519.91
PAP - Military policy and plans formulation	301010000	11,224,943.82		11,224,943.82	11,224,943.82				11,224,943.82	601,943.82				
MOOE		601,943.82		601,943.82	601,943.82				601,943.82					
CO		10,623,000.00		10,623,000.00	10,623,000.00				10,623,000.00					9,913,519.91
MFO 2 - JOINT FORCE STRATEGIC PLANNING	302000000	111,602,613.04		111,602,613.04	111,602,613.04				111,602,613.04	15,182,917.86	4,926,982.53	38,909,671.25	5,239,633.02	31,715,209.08
MOOE		83,551,566.89		83,551,566.89	83,551,566.89				83,551,566.89	15,182,917.86	4,926,982.53	38,909,671.25	5,239,633.02	8,224,563.97
Fin Exp.(if applicable)		19,000.00		19,000.00	19,000.00				19,000.00					
CO		28,032,046.15		28,032,046.15	28,032,046.15				28,032,046.15					23,490,645.11
PAP - Strategic lift and mobility	302010000	30,894,227.25		30,894,227.25	30,894,227.25				30,894,227.25	7,068,466.48	3,662,917.53	4,785,678.14	479,635.07	8,195,568.02
MOOE		30,894,227.25		30,894,227.25	30,894,227.25				30,894,227.25	7,068,466.48	3,662,917.53	4,785,678.14	479,635.07	8,195,568.02
CO														
PAP-Joint force preparedness (Bil Engagements)	302020000	9,738,319.06		9,738,319.06	9,738,319.06				9,738,319.06			7,500,667.86		
MOOE		9,738,319.06		9,738,319.06	9,738,319.06				9,738,319.06			7,500,667.86		
CO														
PAP - Ordnance Build-up	302030000	3,398,056.18		3,398,056.18	3,398,056.18				3,398,056.18	2,307,036.13	290,685.00			
MOOE		3,398,056.18		3,398,056.18	3,398,056.18				3,398,056.18	2,307,036.13	290,685.00			
CO														
Command and Management of Joint Mil Opns	302040000	67,572,010.55		67,572,010.55	67,572,010.55				67,572,010.55	5,807,415.25	973,380.00	26,623,325.25	4,759,997.95	23,519,641.06
MOOE		39,520,964.40		39,520,964.40	39,520,964.40				39,520,964.40	5,807,415.25	973,380.00	26,623,325.25	4,759,997.95	28,995.95
Fin Exp.(if applicable)		19,000.00		19,000.00	19,000.00				19,000.00					
CO		28,032,046.15		28,032,046.15	28,032,046.15				28,032,046.15					23,490,645.11
PAP - Military strategic planning	302040001	1,021,375.95		1,021,375.95	1,021,375.95				1,021,375.95		973,380.00			28,995.95
MOOE		1,002,375.95		1,002,375.95	1,002,375.95				1,002,375.95		973,380.00			28,995.95
Fin Exp.(if applicable)		19,000.00		19,000.00	19,000.00				19,000.00					
CO														
PAP-Joint operational command and control	302040002	11,020,046.15		11,020,046.15	11,020,046.15				11,020,046.15					10,364,559.15
MOOE														
CO		11,020,046.15		11,020,046.15	11,020,046.15				11,020,046.15					10,364,559.15
PAP-International humanitarian and peacekeeping op	302040003	1,327,850.00		1,327,850.00	1,327,850.00				1,327,850.00					
MOOE		1,327,850.00		1,327,850.00	1,327,850.00				1,327,850.00					
CO														
PAP - Joint special operation	302040004	54,202,738.45		54,202,738.45	54,202,738.45				54,202,738.45	5,807,415.25		26,623,325.25	4,759,997.95	13,126,085.96
MOOE		37,190,738.45		37,190,738.45	37,190,738.45				37,190,738.45	5,807,415.25		26,623,325.25	4,759,997.95	
CO		17,012,000.00		17,012,000.00	17,012,000.00				17,012,000.00					13,126,085.96

Particulars	UACS	Appropriations			Allotments			CURRENT YEAR OBLIGATION						
		Authorized Appropriation	Adjustments (Transfer)	Adjusted Appropriations	Allotments Received	Adjustments (Withdrawal, Realignment)	Transfer To	Transfer From	Adjusted Total Allotments	Total 1st Qtr CY2016	Total 2nd Qtr	Total 3rd Qtr	Oct 4th Qtr	Nov 4th Qtr
1	2	3	4	5=(3+4)	6	7	8	9	10=(6+7+8)	11	12	13	14	14
MFO 4 - MILITARY EDUCATION SERVICE	304000000	4,767,961.80		4,767,961.80	4,767,961.80				4,767,961.80	500,000.00				3,012,475.00
MOOE		767,961.80		767,961.80	767,961.80				767,961.80	500,000.00				185,475.00
CO		4,000,000.00		4,000,000.00	4,000,000.00				4,000,000.00					2,827,000.00
PAP - Reserve Force Administration and Training	304030000	4,767,961.80		4,767,961.80	4,767,961.80				4,767,961.80	500,000.00				3,012,475.00
MOOE		767,961.80		767,961.80	767,961.80				767,961.80	500,000.00				185,475.00
CO		4,000,000.00		4,000,000.00	4,000,000.00				4,000,000.00					2,827,000.00
Locally Funded Projects (Capital Outlay)		6,961,191,596.54		6,961,191,596.54	6,961,191,596.54				6,961,191,596.54	3,825,461,826.00	2,368,268,607.65	445,717,924.00		95,994,493.95
AFP MODERNIZATION		6,961,191,596.54		6,961,191,596.54	6,961,191,596.54				6,961,191,596.54	3,825,461,826.00	2,368,268,607.65	445,717,924.00		95,994,493.95
D-15-0016686	100200001				486,945,696.00				486,945,696.00		486,945,696.00			
D-15-0016687	100200001				699,474,775.75				699,474,775.75	252,895,485.75	446,579,290.00			
D-15-0017470	100200001				684,227,000.00				684,227,000.00	638,888,880.00				
D-15-0018216	100200001				246,430,000.00				246,430,000.00	246,000,000.00				
D-15-0018219	100200001				48,827,000.00				48,827,000.00	48,827,000.00				
D-15-0018953	100200001				202,130,000.00				202,130,000.00	156,961,000.00				
D-15-0024009	100200001				377,573,825.00				377,573,825.00	377,573,825.00				
D-15-0024173	100200001				363,524,944.00				363,524,944.00	363,524,944.00				
D-16-0000170	100200001				864,320,000.00				864,320,000.00	863,199,550.00				
D-16-0001973	100200001				73,342,222.00				73,342,222.00	73,026,728.25				
D-16-0006345	100200001				804,564,413.00				804,564,413.00	804,564,413.00				
D-16-0011764	100200001				712,069,100.00				712,069,100.00		712,069,099.65			
D-16-0017280	100200001				722,674,522.00				722,674,522.00		722,674,522.00			
D-16-0017282	100200001				445,717,924.00				445,717,924.00			445,717,924.00		
D-16-0017283	100200001				229,370,174.79				229,370,174.79					95,994,493.95
Sub-Total, Agency Specific Budget		7,179,725,371.86		7,179,725,371.86	7,179,725,371.86				7,179,725,371.86	3,874,660,080.43	2,379,347,261.96	517,796,315.38	5,239,633.02	153,023,821.94
MOOE		159,998,729.17		159,998,729.17	159,998,729.17				159,998,729.17	49,198,254.43	11,078,654.31	72,078,391.38	5,239,633.02	8,410,038.97
Fin Exp.(if applicable)		19,000.00		19,000.00	19,000.00				19,000.00					
CO		7,019,707,642.69		7,019,707,642.69	7,019,707,642.69				7,019,707,642.69	3,825,461,826.00	2,368,268,607.65	445,717,924.00		144,613,782.97
Regular CAP O									58,516,046.15					48,619,289.02
AFPMOD									6,961,191,596.54	3,825,461,826.00	2,368,268,607.65	445,717,924.00		95,994,493.95
Specific Purpose Fund		54,771,291.35		54,771,291.35	54,771,291.35				54,771,291.35					
Contingent Fund		30,771,291.35		30,771,291.35	30,771,291.35				30,771,291.35				7,538,294.50	22,477,747.50
MOOE - D-15-010013 (PAPAL Visit)		30,771,291.35		30,771,291.35	30,771,291.35				30,771,291.35				7,538,294.50	22,477,747.50
Locally Funded Projects		24,000,000.00		24,000,000.00	24,000,000.00				24,000,000.00					22,493,194.58
Building and Other Structures (Cap Outlay)		24,000,000.00		24,000,000.00	24,000,000.00				24,000,000.00					22,493,194.58
Fund Transferred from Major Services and KBUs		7,055,531.92		7,055,531.92	7,055,531.92				7,055,531.92				268,335.50	6,628,776.92
MOOE		7,055,531.92		7,055,531.92	7,055,531.92				7,055,531.92				268,335.50	6,628,776.92
GRAND TOTAL		7,241,552,195.13		7,241,552,195.13	7,241,552,195.13				7,241,552,195.13	3,874,660,080.43	2,379,347,261.96	517,796,315.38	13,046,263.02	204,623,540.94
MOOE		197,844,552.44		197,844,552.44	197,844,552.44				197,844,552.44	49,198,254.43	11,078,654.31	72,078,391.38	13,046,263.02	37,516,563.39
CO		7,043,707,642.69		7,043,707,642.69	7,043,707,642.69				7,043,707,642.69	3,825,461,826.00	2,368,268,607.65	445,717,924.00		167,106,977.55

Particulars	UACS	CURRENT YEAR DISBURSEMENT											
		Dec 4th Qtr	Total 4th Qtr	Fund Transfer	TOTAL OBLIGATIONS CY 2016	Total 1st Qtr CY2016	Total 2nd Qtr	Total 3rd Qtr	Oct 4th Qtr	Nov 4th Qtr	Dec 4th Qtr	Total 4th Qtr	Fund Transfer
		14	14	15	16=(11+12+13+14+15)	17	18	19	20	20	20	20	15
MFO 4 - MILITARY EDUCATION SERVICE	304000000		3,094,961.80		3,594,961.80					185,475.00		185,475.00	
MOOE			267,961.80		767,961.80					185,475.00		185,475.00	
CO			2,827,000.00		2,827,000.00								
PAP - Reserve Force Administration and Training	304030000	82,486.80	267,961.80		3,594,961.80					185,475.00		185,475.00	
MOOE		82,486.80	267,961.80		767,961.80					185,475.00		185,475.00	
CO			2,827,000.00		2,827,000.00								
Locally Funded Projects (Capital Outlay)			95,994,493.95		6,735,442,851.60	703,496,039.00	3,432,288,365.00	1,604,366,313.65					
AFP MODERNIZATION			95,994,493.95		6,735,442,851.60	703,496,039.00	3,432,288,365.00	1,604,366,313.65					
D-15-0016686	100200001				486,945,696.00								
D-15-0016687	100200001				699,474,775.75	321,428,700.00		378,046,075.75					
D-15-0017470	100200001				638,888,880.00		638,888,880.00						
D-15-0018216	100200001				246,000,000.00		246,000,000.00						
D-15-0018219	100200001				48,827,000.00								
D-15-0018953	100200001				156,961,000.00		156,961,000.00						
D-15-0024009	100200001				377,573,825.00	377,573,825.00							
D-15-0024173	100200001				363,524,944.00								
D-16-0000170	100200001				863,199,550.00		863,199,550.00						
D-16-0001973	100200001				73,026,728.25	4,493,514.00		68,533,214.25					
D-16-0006345	100200001				804,564,413.00		804,564,413.00						
D-16-0011764	100200001				712,069,099.65			712,069,099.65					
D-16-0017280	100200001				722,674,522.00		722,674,522.00						
D-16-0017282	100200001				445,717,924.00			445,717,924.00					
D-16-0017283	100200001		95,994,493.95		95,994,493.95								
Sub-Total, Agency Specific Budget		3,575,813.01	65,844,774.02	10,362,559.70	6,944,005,485.44	730,375,765.80	3,445,248,917.64	1,609,542,773.04	481,769.83	6,622,587.36	38,210,339.85	45,314,697.04	10,362,559.70
MOOE		3,575,813.01	17,225,485.00	10,362,559.70	159,943,344.82	26,879,726.80	12,960,552.64	5,176,459.39	481,769.83	6,622,587.36	38,210,339.85	45,314,697.04	10,362,559.70
Fin Exp.(if applicable)													
CO			48,619,289.02		6,784,062,140.62	703,496,039.00	3,432,288,365.00	1,604,366,313.65					
Regular CAP O			48,619,289.02		48,619,289.02								
AFPMOD					6,735,442,851.60								
Specific Purpose Fund													
Contingent Fund			30,016,042.00		30,016,042.00								
MOOE - D-15-010013 (PAPAL Visit)			30,016,042.00		30,016,042.00								
Locally Funded Projects			22,493,194.58		22,493,194.58						131,950.00	131,950.00	
Building and Other Structures (Cap Outlay)			22,493,194.58		22,493,194.58						131,950.00	131,950.00	
Fund Transferred from Major Services and KBUs			6,897,112.42		6,897,112.42								
MOOE			6,897,112.42		6,897,112.42								
GRAND TOTAL		3,575,813.01	221,245,616.97	10,362,559.70	7,003,411,834.44	730,375,765.80	3,445,248,917.64	868,376,009.39	481,769.83	6,622,587.36	38,342,289.85	45,446,647.04	10,362,559.70
MOOE		3,575,813.01	54,138,639.42	10,362,559.70	196,856,499.24	26,879,726.80	12,960,552.64	5,176,459.39	481,769.83	6,622,587.36	38,210,339.85	45,314,697.04	10,362,559.70
CO			167,106,977.55		6,806,555,335.20	703,496,039.00	3,432,288,365.00	863,199,550.00			131,950.00	131,950.00	

Particulars	TOTAL DISBURSEMENT		BALANCES		
	UACS	Total	Unobligated	Unpaid Obligations (15-20) = (25+26)	
		CY 2016	Allotment	Due and Demandable	Not Yet Due and Demandable
1	2	22=(17+18+19+20+21)	24=(10-16)	25	26
I. Agency Specific Budget	1 01 101				
General Administration and Support	100000000	57,368,352.20	3,472,876.00	30,097,028.46	
General Administration and Supervision	100010000	57,368,352.20	3,472,876.00	30,097,028.46	
MOOE		57,368,352.20		17,708,904.46	
CO			3,472,876.00	12,388,124.00	
Operations	300000000	43,325,643.37	6,498,265.48	77,771,609.81	
MFO 1 - MILITARY POLICY ADVISORY SVCS	301000000	601,943.82	709,480.09	9,913,519.91	
PAP - Military policy and plans formulation	301010000	601,943.82	709,480.09	9,913,519.91	
MOOE		601,943.82			
CO			709,480.09	9,913,519.91	
MFO 2 - JOINT FORCE STRATEGIC PLANNING	302000000	42,538,224.55	4,615,785.39	64,448,603.10	
MOOE		42,538,224.55	55,384.35	40,957,957.99	
Fin Exp.(if applicable)			19,000.00		
CO			4,541,401.04	23,490,645.11	
PAP - Strategic lift and mobility	302010000	26,682,239.78	55,384.35	4,156,603.12	
MOOE		26,682,239.78	55,384.35	4,156,603.12	
CO					
PAP-Joint force preparedness (Bil Engagements)	302020000	2,237,651.20		7,500,667.86	
MOOE		2,237,651.20		7,500,667.86	
CO					
PAP - Ordnance Build-up	302030000	2,258,440.73		1,139,615.45	
MOOE		2,258,440.73		1,139,615.45	
CO					
Command and Management of Joint Mil Opns	302040000	11,359,892.84	4,560,401.04	51,651,716.67	
MOOE		11,359,892.84		28,161,071.56	
Fin Exp.(if applicable)			19,000.00		
CO			4,541,401.04	23,490,645.11	
PAP - Military strategic planning	302040001	800,653.00	19,000.00	201,722.95	
MOOE		800,653.00		201,722.95	
Fin Exp.(if applicable)			19,000.00		
CO					
PAP-Joint operational command and control	302040002		655,487.00	10,364,559.15	
MOOE					
CO			655,487.00	10,364,559.15	
PAP-International humanitarian and peacekeeping opn	302040003	1,100,000.00		227,850.00	
MOOE		1,100,000.00		227,850.00	
CO					
PAP - Joint special operation	302040004	9,459,239.84	3,885,914.04	27,731,498.61	
MOOE		9,459,239.84		27,731,498.61	
CO			3,885,914.04	13,126,085.96	

	UACS	Total	Unobligated	Due and Demandable
1	2	CY 2016	Allotment	
		22=(17+18+19+20+21)	24=(10-16)	25(16-22)
MFO 4 - MILITARY EDUCATION SERVICE	304000000	185,475.00	1,173,000.00	3,409,486.80
MOOE		185,475.00		582,486.80
CO			1,173,000.00	2,827,000.00
PAP - Reserve Force Administration and Training	304030000	185,475.00	1,173,000.00	3,409,486.80
MOOE		185,475.00		582,486.80
CO			1,173,000.00	2,827,000.00
Locally Funded Projects (Capital Outlay)		5,740,150,717.65	225,748,744.94	995,292,133.95
AFP MODERNIZATION		5,740,150,717.65	225,748,744.94	995,292,133.95
D-15-0016686	100200001			486,945,696.00
D-15-0016687	100200001	699,474,775.75		
D-15-0017470	100200001	638,888,880.00	45,338,120.00	
D-15-0018216	100200001	246,000,000.00	430,000.00	
D-15-0018219	100200001			48,827,000.00
D-15-0018953	100200001	156,961,000.00	45,169,000.00	
D-15-0024009	100200001	377,573,825.00		
D-15-0024173	100200001			363,524,944.00
D-16-0000170	100200001	863,199,550.00	1,120,450.00	
D-16-0001973	100200001	73,026,728.25	315,493.75	
D-16-0006345	100200001	804,564,413.00		
D-16-0011764	100200001	712,069,099.65	0.35	
D-16-0017280	100200001	722,674,522.00		
D-16-0017282	100200001	445,717,924.00		
D-16-0017283	100200001		133,375,680.84	95,994,493.95
Sub-Total, Agency Specific Budget		5,840,844,713.22	235,719,886.42	1,103,160,772.22
MOOE		100,693,995.57	55,384.35	59,249,349.25
Fin Exp.(if applicable)			19,000.00	
CO		5,740,150,717.65	235,645,502.07	1,043,911,422.97
Regular CAP O			9,896,757.13	48,619,289.02
AFPMOD			225,748,744.94	995,292,133.95
Specific Purpose Fund			755,249.35	10,641,321.08
Contingent Fund			755,249.35	10,641,321.08
MOOE - D-15-010013 (PAPAL Visit)				19,374,720.92
Locally Funded Projects		131,950.00	1,506,805.42	22,361,244.58
Building and Other Structures (Cap Outlay)		131,950.00	1,506,805.42	22,361,244.58
Fund Transferred from Major Services and KBUs			158,419.50	6,897,112.42
MOOE			158,419.50	6,897,112.42
GRAND TOTAL		5,840,976,663.22	238,140,360.69	1,136,163,337.88
MOOE		100,693,995.57	988,053.20	69,890,670.33
CO		5,740,282,667.65	237,152,307.49	1,066,272,667.55

Prepared by:

BGEN ANASTACIO C CABADING JR AFP
Chief, AFP Management & Fiscal Office

Certified By:

NILO B ABAIGAR DPA
Chief Accountant, GHQ

Approved By:

LTGEN SALVADOR MELCHOR B MISON JR AFP
Vice Chief of Staff, AFP

Armed Forces of the Philippines-General Headquarters, AFP and AFP-Wide Separate and Support Units (AFPWSSUS)
SUMMARY OF APPROPRIATIONS, ALLOTMENTS, OBLIGATIONS, DISBURSEMENTS AND BALANCES BY OBJECT OF EXPENDITURES
As of the Month Ending December 31, 2016

Department : Department of National Defense
Agency/Operating Unit : 170101710001
Funding Source Code: (as clustered): 101101

XXX	Current Year Appropriations	FAR 1-A
	Supplemental Appropriations	
	Continuing Appropriations	

Particulars 1	UACS CODE 2	Appropriations			ALLOTMENTS		CURRENT YEAR OBLIGATIONS					
		Authorized Appropriation 3	Adjustment Transfer To/From Realignment 4	Adjusted Appropriation 5=(3+4)	Allotments Received 6	Adjusted Total Allotments 10=(6+7+8+9)	Total 1st Qtr 2016 11	Total 2nd Qtr 2016 12	Total 3rd Qtr 2016 13	4th Qtr Oct 14	4th Qtr Nov 14	4th Qtr Dec 14
SUMMARY												
A. AGENCY SPECIFIC BUDGET												
PERSONAL SERVICES												
Salaries and Wages												
Basic Salary - Civilian	5010101001	343,594,000.00		343,594,000.00	343,594,000.00	343,594,000.00	92,593,247.93	139,922,143.34	67,705,128.07	33,649,300.82	5,453,564.78	4,270,615.06
Base Pay - Military/UP	5010101002	533,616,000.00		533,616,000.00	533,616,000.00	533,616,000.00	127,276,298.55	125,942,536.77	65,365,786.63	47,547,001.41	75,848,563.45	91,635,813.19
OTHER COMPENSATION												
Personnel Economic Relief Allowance (PERA)												
PERA - Civilian	5010201001	42,216,000.00		42,216,000.00	42,216,000.00	42,216,000.00	11,075,339.29	9,408,462.92	8,140,885.96	3,705,612.91	4,658,785.96	5,226,912.96
PERA - Uniformed Personnel	5010201002	30,288,000.00		30,288,000.00	30,288,000.00	30,288,000.00	5,749,053.40	5,610,918.06	4,763,986.03	4,438,241.93	4,548,425.39	5,177,375.19
Representation Allowance	5010202000	420,000.00		420,000.00	420,000.00	420,000.00	105,000.00	70,000.00	105,000.00	35,000.00	35,000.00	70,000.00
Transportation Allowance	5010203000	420,000.00		420,000.00	420,000.00	420,000.00	105,000.00	70,000.00	105,000.00	35,000.00	35,000.00	70,000.00
Clothing / Uniformed Allowance												
Clothing Allowance - Civilian	5010204001	8,795,000.00		8,795,000.00	8,795,000.00	8,795,000.00					8,795,000.00	
Clothing/Uniformed Allow - U/P	5010204003	3,027,000.00		3,027,000.00	3,027,000.00	3,027,000.00	531,405.33	567,494.67	1,069,917.59	171,696.78		686,485.63
Subsistence Allowance												
Subs Allow-Military/UP	5010205001	69,095,000.00		69,095,000.00	69,095,000.00	69,095,000.00	13,409,374.14	15,205,061.84	31,954,218.07	4,636,132.15		3,890,213.80
Laundry Allowance												
Laundry Allowance - Military UP	5010206002	909,000.00		909,000.00	909,000.00	909,000.00	159,421.59	185,668.44	152,894.57	97,626.88	313,388.52	
Quarters Allowance												
Quarters Allowance - Mil/U Personnel	5010207002	9,030,000.00		9,030,000.00	9,030,000.00	9,030,000.00	1,843,526.40	7,186,473.60				
Overseas Allowance												
Overseas Allowance- Mil/U Personnel	5010209002	202,055,000.00		202,055,000.00	202,055,000.00	202,055,000.00	43,710,563.44	114,296,621.11	44,047,815.45			
Hazard Pay (HP)												
Hazard Duty Pay - Mil/U Personnel	5010211003	3,635,000.00		3,635,000.00	3,635,000.00	3,635,000.00	717,178.69	1,543,441.86	1,357,546.54		16,832.91	
Magna Carta Ben for Public Health Works-CIV	5010211005	21,617,000.00		21,617,000.00	21,617,000.00	21,617,000.00		3,878,082.58	11,486,512.42		2,352,598.65	3,899,806.35
Hazardous Duty Pay - Civilian	5010211009	13,490,000.00		13,490,000.00	13,490,000.00	13,490,000.00		3,704,231.11	5,209,310.24	48,511.50	965,701.92	3,562,245.23
Longevity Pay												
Longevity Pay - Civilian Agent	5010212001	9,142,000.00		9,142,000.00	9,142,000.00	9,142,000.00	2,931,543.61	2,010,630.20	2,974,838.48	959,422.52		265,565.19
Longevity Pay - Military/UP	5010212002	113,188,000.00		113,188,000.00	113,188,000.00	113,188,000.00	13,841,428.63	14,376,587.22	22,961,429.59	15,397,597.16	21,987,658.56	24,623,298.84
Year End Bonus												
Bonus - Civilian	5010214001	28,632,000.00		28,632,000.00	28,632,000.00	28,632,000.00			2,709.00		28,629,291.00	
Bonus - Military	5010214002	44,468,000.00		44,468,000.00	44,468,000.00	44,468,000.00					44,468,000.00	
Cash Gift												
Cash Gift-Civilian	5010215001	8,795,000.00		8,795,000.00	8,795,000.00	8,795,000.00						8,795,000.00
Cash Gift-Military/Uniformed Personnel	5010215002	6,310,000.00		6,310,000.00	6,310,000.00	6,310,000.00						6,310,000.00
Productivity Incentive Allowance												
Productivity Enhancement Incentive - CE	5010299012	8,795,000.00		8,795,000.00	8,795,000.00	8,795,000.00						8,795,000.00
Productivity Enhancement Incentive - Military	5010299013	6,310,000.00		6,310,000.00	6,310,000.00	6,310,000.00						6,310,000.00
Other Bonuses and Allowances												
SGTI-Duty Based Allow-Mil/UP	5010299017	91,000.00		91,000.00	91,000.00	91,000.00						91,000.00
Combat Incentive Pay - Military/UP	5010299019	10,000,000.00		10,000,000.00	10,000,000.00	10,000,000.00						4,974,734.43
Combat Duty Pay - DBA-Military/UP	5010299026	21,167,000.00		21,167,000.00	21,167,000.00	21,167,000.00						21,167,000.00
Incentive Pay Duty Allowance - Mil/UP	5010299027	84,158,000.00		84,158,000.00	84,158,000.00	84,158,000.00	218,805.33	5,127,903.47	4,907,091.99	68,300.00	30,548,798.52	43,287,100.69
Instructors Duty Pay - Military/UP	5010299028	11,521,000.00		11,521,000.00	11,521,000.00	11,521,000.00		615,175.95	264,623.25		3,364,205.98	7,276,994.82

Particulars	UACS CODE	Appropriations			ALLOTMENTS		CURRENT YEAR OBLIGATIONS					
		Authorized Appropriation	Adjustment Transfer To/From Realignment	Adjusted Appropriation	Allotments Received	Adjusted Total Allotments 10=(6+7+8+9)	Total 1st Qtr 2016	Total 2nd Qtr 2016	Total 3rd Qtr 2016	4th Qtr	4th Qtr	4th Qtr
										Oct	Nov	Dec
1	2	3	4	5=(3+4)	6	10=(6+7+8+9)	11	12	13	14	14	14
Pag-IBIG Contributions	5010302000											
Pag-IBIG - Civilian	5010302001	2,111,000.00		2,111,000.00	2,111,000.00	2,111,000.00	842,239.49	1,268,760.51				
Pag-IBIG - Military/UP	5010302002	1,514,000.00		1,514,000.00	1,514,000.00	1,514,000.00	551,200.82	962,799.18				
PhilHealth Contributions	5010303000											
PhilHealth - Civilian	5010303001	3,996,000.00		3,996,000.00	3,996,000.00	3,996,000.00	1,442,375.37	2,553,624.23				
PhilHealth - Military-UP	5010303002	4,733,000.00		4,733,000.00	4,733,000.00	4,733,000.00	1,632,504.84	2,732,252.60	368,242.56			
Employees Compensation Insurance Prem	5010304000											
ECIP - Civilian	5010304001	2,108,000.00		2,108,000.00	2,108,000.00	2,108,000.00	548,826.33	590,940.42	551,543.43	183,629.91		233,059.91
ECIP - Military/UP	5010304002	1,514,000.00		1,514,000.00	1,514,000.00	1,514,000.00	295,952.00	372,048.00	188,300.00	100,200.00		557,500.00
Other Personnel Benefits	5010400000											
Retirement Gratuity - Civilian Employee	5010402001	17,625,000.00		17,625,000.00	11,308,814.00	11,308,814.00		1,926,655.47	7,136,508.73	313,113.52	993,652.86	938,883.42
Retirement Gratuity - Military	5010402002	1,034,195,000.00		1,034,195,000.00	753,118,047.00	753,118,047.00	39,262,581.52	278,771,656.68	210,226,544.64	59,796,903.60	92,817,116.92	72,243,243.64
Terminal Leave Benefits (TLB) Civilian Empl	5010403001	4,723,000.00		4,723,000.00	4,723,000.00	4,723,000.00	490,711.07	2,169,778.62	2,034,899.43		27,610.88	
Lump-sum for Step Incre-Meritorious Performance	5010499011	1,299,000.00		1,299,000.00	1,299,000.00	1,299,000.00					439,562.74	859,437.26
Step Increment of Length Service	5010499010	858,000.00		858,000.00	858,000.00	858,000.00					358,465.56	499,534.44
Lump-sum for Filling up of Positions	5010499007	31,847,000.00		31,847,000.00	29,950,041.00	29,950,041.00				7,850,083.50	1,318,680.00	20,781,277.50
FUND TRANSFER OUT												
TOTAL PERSONAL SERVICES		2,741,307,000.00		2,741,307,000.00	2,452,016,902.00	2,452,016,902.00	359,333,577.77	741,069,948.85	493,080,732.67	179,033,374.59	327,975,904.60	346,498,097.55
Regular Personal Services		1,652,917,000.00		1,652,917,000.00	1,652,917,000.00	1,652,917,000.00	319,580,285.18	458,201,858.08	273,682,779.87	111,073,273.97	232,818,843.94	252,534,692.99
Administrative Personnel Benefits		1,088,390,000.00		1,088,390,000.00	799,099,902.00	799,099,902.00	39,753,292.59	282,868,090.77	219,397,952.80	67,960,100.62	95,157,060.66	93,963,404.56
<i>Maintenance and Other Operating Expenses</i>	<i>5020000000</i>											
Traveling Expenses	5020100000											
Traveling Expenses-Local	5020101000	102,718,000.00		102,718,000.00	102,718,000.00	102,718,000.00	16,555,888.13	16,259,205.43	15,590,474.47	6,851,021.30	20,937,164.45	24,658,815.02
Traveling Expenses-Foreign	5020102000	82,140,000.00		82,140,000.00	82,140,000.00	82,140,000.00	15,148,388.82	17,619,030.19	21,285,107.68	3,093,140.67	18,874,018.92	6,117,120.20
Training and Scholarship Expenses	5020200000											
Training Expenses	5020201000	111,481,000.00		111,481,000.00	111,481,000.00	111,481,000.00	18,320,694.13	27,170,277.41	23,587,433.73	8,905,108.60	11,576,763.99	19,746,953.91
<i>Maintenance and Other Operating Expenses</i>	<i>5020200000</i>											
Scholarship Grants/Expenses	5020202000	1,545,000.00		1,545,000.00	1,545,000.00	1,545,000.00	82,500.00				44,652.50	44,242.45
Supplies and Materials Expenses	5020300000											
Office Supplies Expenses	5020301000	88,925,000.00		88,925,000.00	88,925,000.00	88,925,000.00	11,353,296.62	16,272,670.92	29,415,930.93	6,765,891.46	18,027,762.38	6,867,248.36
Accountable Forms Expenses	5020302000	60,000.00		60,000.00	60,000.00	60,000.00						
Non-Accountable Forms Expenses	5020303000	10,000.00		10,000.00	10,000.00	10,000.00						
Animal/Zoological Supplies Expns	5020304000	4,130,000.00		4,130,000.00	4,130,000.00	4,130,000.00	954,714.90	1,307,678.32	600,000.00		1,005,158.76	
Food Supplies Expenses	5020305000	43,421,000.00		43,421,000.00	43,421,000.00	43,421,000.00	6,376,372.49	7,717,066.54	8,897,529.90	1,866,749.00	7,583,031.34	9,733,497.79
Drugs and Medicines Expenses	5020307000	11,099,000.00		11,099,000.00	11,099,000.00	11,099,000.00	1,120,146.50	3,184,838.82	2,097,470.00	518,913.00	1,926,601.11	2,248,789.00
Medical, Dental and Lab Supplies Expns	5020308000	11,064,000.00		11,064,000.00	11,064,000.00	11,064,000.00	1,116,130.08	3,708,873.24	1,952,839.89	932,414.13	1,736,425.15	1,064,500.00
Fuel, Oil and Lubricants Expenses	5020309000	380,680,000.00		380,680,000.00	380,680,000.00	380,680,000.00	11,167,814.85	6,300,704.36	330,863,248.94		1,878,615.03	30,469,616.82
Military, Police and Traffic Sup Expns	5020312000	15,150,000.00		15,150,000.00	15,150,000.00	15,150,000.00	488,656.64	539,386.80	1,051,461.58	2,700,810.96	3,406,365.00	6,923,752.28
Other Supplies and Materials Expenses	5020399000	309,358,000.00		309,358,000.00	309,358,000.00	309,358,000.00	32,710,618.13	39,732,850.57	40,552,762.13	16,782,859.84	53,328,010.72	59,634,098.83
Utility Expenses	5020400000											
Water Expenses	5020401000	148,842,000.00		148,842,000.00	148,842,000.00	148,842,000.00	19,823,809.42	34,447,586.05	33,215,107.37	10,610,369.09	11,938,862.93	18,816,672.57
Electricity Expenses	5020402000	235,499,000.00		235,499,000.00	235,499,000.00	235,499,000.00	21,798,946.08	68,563,861.84	50,406,768.05	16,993,082.55	16,739,940.72	19,835,008.09
Communication Expenses	5020500000											
Postage and Courier Services	5020501000	1,362,000.00		1,362,000.00	1,362,000.00	1,362,000.00	41,027.00	101,199.31	74,452.98	38,581.69	100,227.00	578,399.00
Telephone Expenses	5020502000											
Landline/Mobile	5020502002	62,831,000.00		62,831,000.00	62,831,000.00	62,831,000.00	13,362,084.11	19,469,536.35	19,678,458.80	7,069,217.99	3,100,784.22	
Internet Subscription Expenses	5020503000	10,323,000.00		10,323,000.00	10,323,000.00	10,323,000.00	1,975,310.33	1,576,887.29	1,931,713.43	141,101.94	2,599,917.96	1,791,344.92
Cable, Satellite, Telegraph and Radio Exp	5020504000	17,539,000.00		17,539,000.00	17,539,000.00	17,539,000.00	839,557.70	1,416,465.85	5,579,758.28		7,010,495.90	1,195,087.16
Confidential, Intel and Extraordinary Expns	5021000000											
Intelligence Expenses	5021002000	128,648,000.00		128,648,000.00	128,648,000.00	128,648,000.00		53,367,893.48	75,280,106.52			

Particulars	UACS CODE	Appropriations			ALLOTMENTS		CURRENT YEAR OBLIGATIONS						
		Authorized Appropriation	Adjustment Transfer To/From Realignment	Adjusted Appropriation	Allotments Received	Adjusted Total Allotments 10=(6+7+8+9)	Total 1st Qtr 2016	Total 2nd Qtr 2016	Total 3rd Qtr 2016	4th Qtr	4th Qtr	4th Qtr	
										Oct	Nov	Dec	
1	2	3	4	5=(3+4)	6	10=(6+7+8+9)	11	12	13	14	14	14	
Extraordinary and Miscellaneous Exprs	5021003000												
Professional Expenses	5021100000												
Legal Services	5021101000	12,000.00		12,000.00	12,000.00	12,000.00							
Consultancy Services	5021103000	2,254,000.00		2,254,000.00	2,254,000.00	2,254,000.00	20,000.00	69,000.00	80,000.00	73,000.00		70,000.00	
Other Professional Expenses	5021199000	18,360,000.00		18,360,000.00	18,360,000.00	18,360,000.00	2,865,816.05	6,043,893.48	5,663,883.42	2,079,719.05		1,674,799.92	
General Services	5021200000												
Environment/Sanitary Services	5021201000	225,000.00		225,000.00	225,000.00	225,000.00		17,257.00		24,136.00			
Janitorial Services	5021202000	3,158,000.00		3,158,000.00	3,158,000.00	3,158,000.00	611,610.74	2,096,166.11	450,223.15				
Security Services	5021203000	515,000.00		515,000.00	515,000.00	515,000.00		411,101.44	103,898.56				
Other General Services	5021299000	5,811,000.00		5,811,000.00	5,811,000.00	5,811,000.00	1,149,114.00	860,034.90	845,378.00	1,310,527.31		324,364.00	929,991.82
Repairs and Maintenance (RM)	5021300000												
Communications networks	5021303006	1,589,000.00		1,589,000.00	1,589,000.00	1,589,000.00		28,550.00	444,242.80	19,640.00		18,010.00	789,533.00
R & M-Buildings and Other Structures	5021304000												
Buildings	5021304001	115,899,000.00		115,899,000.00	115,899,000.00	115,899,000.00	6,333,470.87	10,715,076.81	11,658,087.33	8,883,242.63		26,946,557.85	29,507,094.88
School Buildings	5021304002	1,872,000.00		1,872,000.00	1,872,000.00	1,872,000.00		318,566.00	158,609.00	159,135.00			
Hospital and Health Centers	5021304003	185,000.00		185,000.00	185,000.00	185,000.00			45,000.00	89,994.72			
Other Structures	5021304099	22,452,000.00		22,452,000.00	22,452,000.00	22,452,000.00	4,849,394.43	11,057,511.00	6,545,094.57				
R & M-Machinery and Equipment	5021305000												
Machinery Equipment	5021305000	30,000.00		30,000.00	30,000.00	30,000.00							
Machinery	5021305001	6,145,000.00		6,145,000.00	6,145,000.00	6,145,000.00	159,300.00	788,002.00	729,083.00	367,032.00		2,243,599.46	1,801,098.00
Office Equipment	5021305002	10,988,000.00		10,988,000.00	10,988,000.00	10,988,000.00	1,066,210.00	4,343,138.97	2,264,184.70	1,101,476.60		1,750,848.11	332,436.88
ICT Equipment	5021305003	32,579,000.00		32,579,000.00	32,579,000.00	32,579,000.00	3,315,284.95	6,224,574.85	16,235,787.80	2,522,438.17		4,266,571.97	
Communication Equipment	5021305007	12,966,000.00		12,966,000.00	12,966,000.00	12,966,000.00	249,943.00	2,433,583.75	2,375,478.65	955,140.25		4,764,185.00	2,054,901.99
Military, Police and Security equipment	5021305010	363,000.00		363,000.00	363,000.00	363,000.00	336,156.67	26,843.33					
Medical Equipment	5021305011	1,127,000.00		1,127,000.00	1,127,000.00	1,127,000.00		135,665.00	802,669.33			138,658.00	
Sports Equipment	5021305013	529,000.00		529,000.00	529,000.00	529,000.00	50,250.00	133,925.00	162,350.00	20,000.00		60,230.00	
Other Machinery and Equipment	5021305099	12,242,000.00		12,242,000.00	12,242,000.00	12,242,000.00	836,919.67	5,542,960.93		1,392,636.53		4,403,229.24	
R & M-Transportation Equipment	5021306000												
Motor Vehicles	5021306001	54,439,000.00		54,439,000.00	54,439,000.00	54,439,000.00	9,300,509.61	15,169,307.94	18,647,889.98	5,735,817.37		5,255,819.36	
Other transportation Equipment	5021306099	1,255,000.00		1,255,000.00	1,255,000.00	1,255,000.00		642,827.31	318,030.00	96,760.00		105,500.00	
R & M - Furniture and Fixture	5021307000	4,564,000.00		4,564,000.00	4,564,000.00	4,564,000.00	254,250.00	1,681,758.00	1,291,763.50	421,621.25		424,150.07	
R & M - Other Property Plant & Equipment	5021399000	476,000.00		476,000.00	476,000.00	476,000.00	64,000.00	402,000.00	10,000.00				
Taxes, Insurance Premiums and Other Fees	5021500000												
Taxes, Duties and Licenses	5021501001	6,701,000.00		6,701,000.00	6,701,000.00	6,701,000.00	1,750,060.23	2,228,525.55	604,904.80	1,762,023.62		317,387.24	
Fidelity Bond Premiums	5021502000	2,642,000.00		2,642,000.00	2,642,000.00	2,642,000.00	493,166.66	615,318.29	506,021.96	319,143.87		111,958.34	411,812.00
Insurance Expenses	5021503000	7,184,000.00		7,184,000.00	7,184,000.00	7,184,000.00	521,328.55	6,662,671.45					
Other Maintenance and Operating Expenses	5029900000												
Advertising Expenses	5029901000	1,146,000.00		1,146,000.00	1,146,000.00	1,146,000.00		150,000.00	90,000.00	64,394.28			
Printing and Publication Expenses	5029902000	8,926,000.00		8,926,000.00	8,926,000.00	8,926,000.00	2,136,741.00	3,091,262.02	2,213,474.44	1,478,951.72			
Representation Expenses	5029903000	351,631,000.00		351,631,000.00	351,631,000.00	351,631,000.00	93,327,034.45	109,260,292.54	81,305,013.82	22,654,272.92		21,434,084.39	14,796,312.47
Transportation and Delivery Expenses	5029904000	8,586,000.00		8,586,000.00	8,586,000.00	8,586,000.00	5,000.00	66,600.00				1,600,283.44	6,737,902.42
Rent/Lease Expenses	5029905000												
Equipment	5029905004	45,935,000.00		45,935,000.00	45,935,000.00	45,935,000.00	8,146,208.57	9,636,332.51	8,911,105.18	2,806,929.49		3,535,892.47	4,597,833.98
Membership Dues and Contrib'n to Org'n	5029906000	681,000.00		681,000.00	681,000.00	681,000.00	3,500.00	53,405.00	54,000.00	216,895.61		179,773.00	
Subscription Expenses	5029907000	3,613,000.00		3,613,000.00	3,613,000.00	3,613,000.00	531,206.45	660,210.05	535,514.08	272,480.33		433,487.07	1,157,696.00
Other Maintenance & Operating Expenses-PASOLS	5029999000	5,776,000.00		5,776,000.00	5,776,000.00	5,776,000.00	15,500.00	15,500.00	11,992.54	16,385.46		7,500.00	
FUND TRANSFER OUT													
TOTAL MOOE		2,519,681,000.00		2,519,681,000.00	2,519,681,000.00	2,519,681,000.00	311,627,931.83	520,382,874.00	825,118,421.52	138,113,056.40		261,881,687.01	272,841,759.84
Financial Expenses	5030104000	19,000.00		19,000.00	19,000.00	19,000.00							

Particulars	UACS CODE	Appropriations			ALLOTMENTS		CURRENT YEAR OBLIGATIONS					
		Authorized	Adjustment	Adjusted	Allotments	Adjusted	Total 1st Qtr 2016	Total 2nd Qtr 2016	Total 3rd Qtr 2016	4th Qtr Oct	4th Qtr Nov	4th Qtr Dec
		Appropriation	Transfer To/From Realignment	Appropriation	Received	Total Allotments 10=(6+7+8+9)						
1	2	3	4	5=(3+4)	6	10=(6+7+8+9)	11	12	13	14	14	14
Capital Outlay		814,867,415.00		814,867,415.00	814,867,415.00	814,867,415.00		9,996,000.00	52,283,982.00	17,424,905.00		124,643,200.00
Modernization		814,867,415.00		814,867,415.00	814,867,415.00	814,867,415.00		9,996,000.00	52,283,982.00	17,424,905.00		124,643,200.00
D-16-0000349		271,060,906.00		271,060,906.00	271,060,906.00	271,060,906.00			52,283,982.00	11,569,405.00		63,083,200.00
D-16-0000490		89,000,000.00		89,000,000.00	89,000,000.00	89,000,000.00		9,996,000.00				
D-16-0001054		454,806,509.00		454,806,509.00	454,806,509.00	454,806,509.00				5,855,500.00		61,560,000.00
Sub-Total Automatic Approp		1,450,158,781.00		1,450,158,781.00	1,450,158,781.00	1,450,158,781.00	10,864,780.41	22,407,692.52	397,033,097.10	21,394,573.15	109,073,199.85	278,717,109.97
Personal Services		43,010,000.00		43,010,000.00	43,010,000.00	43,010,000.00	10,864,780.41	12,411,692.52	11,780,085.10	3,969,668.15	3,691,059.85	143,713.97
MOOE		592,281,366.00		592,281,366.00	592,281,366.00	592,281,366.00			332,969,030.00		105,382,140.00	153,930,196.00
Cap Outlay		814,867,415.00		814,867,415.00	814,867,415.00	814,867,415.00		9,996,000.00	52,283,982.00	17,424,905.00		124,643,200.00
D. SPECIAL PURPOSE FUNDS		46,997,818,066.34		46,997,818,066.34	36,609,837,135.34	36,609,837,135.34	8,971,281,729.70	9,016,376,780.12	8,678,987,362.00	2,925,861,264.79	3,210,006,785.43	3,666,589,982.96
Regular Pension	5010401000	36,624,647,610.34		36,624,647,610.34	36,236,666,679.34	36,236,666,679.34	8,948,533,126.75	8,924,682,028.20	8,653,166,732.30	2,839,560,652.79	3,165,497,897.43	3,657,844,797.96
Pension Benefit-Mil/UP	5010401002	33,122,551,000.00		33,122,551,000.00	32,734,570,069.00	32,734,570,069.00	8,135,362,721.03	8,073,098,949.59	8,122,472,826.29	2,687,100,798.33	2,696,153,252.98	3,004,307,700.96
Retirement Gratuity	5010402000	2,621,637,803.07		2,621,637,803.07	2,621,637,803.07	2,621,637,803.07	662,023,132.74	804,369,663.71	523,418,012.29	126,332,819.34	318,150,875.30	187,343,299.69
Ret Gratuity - CE	5010402001	11,839,178.07		11,839,178.07	11,839,178.07	11,839,178.07	6,837,049.88	1,886,358.11		2,422,759.74		693,010.34
Ret Gratuity - Mil/UP	5010402002	2,609,798,625.00		2,609,798,625.00	2,609,798,625.00	2,609,798,625.00	655,186,082.86	802,483,305.60	523,418,012.29	123,910,059.60	318,150,875.30	186,650,289.35
Terminal Leave Benefits	5010403000	134,448,812.27		134,448,812.27	134,448,812.27	134,448,812.27	19,663,723.38	47,213,414.90	7,275,893.72	2,252,979.63	17,094,798.37	40,589,895.13
Terminal Leave Benefits - CE	5010403002	11,817,611.27		11,817,611.27	11,817,611.27	11,817,611.27	3,201,017.59	2,473,336.68	2,276,390.07	2,252,979.63	627,059.49	628,720.67
Terminal Leave Benefits - Military		122,631,201.00		122,631,201.00	122,631,201.00	122,631,201.00	16,462,705.79	44,740,078.22	4,999,503.65		16,467,738.88	39,961,174.46
Prior Pension Claims	5010402002	638,924,596.00		638,924,596.00	638,924,596.00	638,924,596.00	95,735,706.02			23,874,055.49	105,966,685.74	382,398,634.09
Posthumous Claims		107,085,399.00		107,085,399.00	107,085,399.00	107,085,399.00	35,747,843.58			28,132,285.04		43,205,268.09
MPBF		292,170,456.00		292,170,456.00	292,170,456.00	292,170,456.00	22,748,602.95	91,694,751.92	25,820,629.70	86,300,612.00	44,508,888.00	8,745,185.00
D-16-0001625 Inc for Comp Adjust (1st Tranch)		113,278,000.00		113,278,000.00	113,278,000.00	113,278,000.00		22,748,602.95	26,620,425.92	25,787,184.70	8,590,000.00	8,590,000.00
D-16-0012800 (Mid-Year Bonus)		79,898,256.00		79,898,256.00	79,898,256.00	79,898,256.00			65,074,326.00	33,445.00	14,780,000.00	10,485.00
D-16-0027585 (PBB)		98,994,200.00		98,994,200.00	98,994,200.00	98,994,200.00				77,710,612.00	21,138,888.00	144,700.00
Contingent Fund		81,000,000.00		81,000,000.00	81,000,000.00	81,000,000.00						
D-16-0038751-Realignment from CO to MOOE		81,000,000.00		81,000,000.00	81,000,000.00	81,000,000.00						
Unprogrammed		10,000,000,000.00		10,000,000,000.00								
AFP MODERNIZATION Program												
MOOE		500,000,000.00		500,000,000.00								
Cap Outlay		9,500,000,000.00		9,500,000,000.00								
Sub-Total Special Purpose Fund		46,997,818,066.34		46,997,818,066.34	36,609,837,135.34	36,609,837,135.34	8,971,281,729.70	9,016,376,780.12	8,678,987,362.00	2,925,861,264.79	3,210,006,785.43	3,666,589,982.96
Personal Services		36,916,818,066.34		36,916,818,066.34	36,528,837,135.34	36,528,837,135.34	8,971,281,729.70	9,016,376,780.12	8,678,987,362.00	2,925,861,264.79	3,210,006,785.43	3,666,589,982.96
MOOE		581,000,000.00		581,000,000.00	81,000,000.00	81,000,000.00						
CO		9,500,000,000.00		9,500,000,000.00								
GRAND TOTAL		78,800,983,847.34		78,800,983,847.34	55,024,874,014.34	55,024,874,014.34	9,653,108,019.71	13,434,719,495.11	11,401,959,233.90	9,430,851,828.35	4,401,970,414.66	4,564,646,950.32
Personal Services		39,701,135,066.34		39,701,135,066.34	39,023,864,037.34	39,023,864,037.34	9,341,480,087.88	9,769,858,421.49	9,183,848,179.77	3,108,864,307.53	3,541,673,749.88	4,013,231,794.48
MOOE		3,703,981,366.00		3,703,981,366.00	3,203,981,366.00	3,203,981,366.00	311,627,931.83	520,382,874.00	1,158,087,451.52	138,113,056.40	367,263,827.01	426,771,955.84
Capital Outlay		35,395,867,415.00		35,395,867,415.00	12,797,028,611.00	12,797,028,611.00		3,144,478,199.62	1,060,023,602.61	6,183,874,464.42	493,032,837.77	124,643,200.00

Particulars 1	UACS CODE 2	CURRENT YEAR OBLIGATIONS				CURRENT YEAR DISBURSEMENT						
		Total 4th Qtr 2016 14	Fund Transfer Out 15	Total Obligations 16=(11+12+13+14+15) 16	Total 1st Qtr 2016 17	Total 2nd Qtr 2016 18	Total 3rd Qtr 2016 19	4th Qtr Oct 20	4th Qtr Nov 20	4th Qtr Dec 20	Total 4th Qtr 2016 20	Fund Transfer Out 21
SUMMARY												
A. AGENCY SPECIFIC BUDGET												
PERSONAL SERVICES												
Salaries and Wages	501000000											
Basic Salary - Civilian	501010001	43,373,480.66		343,594,000.00	92,593,247.93	105,307,383.05	102,319,888.36	33,649,300.82	5,453,564.78	4,270,615.06	43,373,480.66	
Base Pay - Military/UP	5010101002	215,031,378.05		533,616,000.00	127,276,295.58	104,747,421.54	86,560,904.83	41,954,353.78	75,848,563.45	84,746,995.54	202,549,912.77	
OTHER COMPENSATION												
Personnel Economic Relief Allowance (PERA)	5010201000											
PERA - Civilian	5010201001	13,591,311.83		42,216,000.00	11,075,339.29	9,408,462.92	8,140,885.96	3,705,612.91	4,658,785.96	5,226,912.96	13,591,311.83	
PERA - Uniformed Personnel	5010201002	14,164,042.51		30,288,000.00	5,749,053.40	5,610,918.06	4,763,986.03	4,438,241.93	4,548,425.39	5,177,375.19	14,164,042.51	
Representation Allowance	5010202000	140,000.00		420,000.00	105,000.00	70,000.00	105,000.00		35,000.00	105,000.00	140,000.00	
Transportation Allowance	5010203000	140,000.00		420,000.00	105,000.00	70,000.00	105,000.00		35,000.00	105,000.00	140,000.00	
Clothing / Uniformed Allowance	5010204000											
Clothing Allowance - Civilian	5010204001	8,795,000.00		8,795,000.00					8,795,000.00		8,795,000.00	
Clothing/Uniformed Allow - U/P	5010204003	858,182.41		3,027,000.00	345,882.75	172,273.33	1,650,661.51					
Subsistence Allowance	5010205000											
Subs Allow-Military/UP	5010205001	8,526,345.95		69,095,000.00	13,409,374.14	15,205,061.84	31,954,218.07	4,636,132.15	843,390.00		5,479,522.15	
Laundry Allowance	5010206000											
Laundry Allowance - Military UP	5010206002	411,015.40		909,000.00	112,167.79	150,181.95	235,634.86	97,626.88	81,092.13		178,719.01	
Quarters Allowance	5010207000											
Quarters Allowance - Mil/U Personnel	5010207002			9,030,000.00	1,843,526.40	6,112,069.39	1,074,404.21					
Overseas Allowance	5010209000											
Overseas Allowance- Mil/U Personnel	5010209002			202,055,000.00	43,710,566.41	68,982,694.30	89,361,739.29					
Hazard Pay (HP)	5010211000											
Hazard Duty Pay - Mil/U Personnel	5010211003	16,832.91		3,635,000.00	717,178.69	942,272.90	1,958,715.50		9,897.70		9,897.70	
Magna Carta Ben for Public Health Works-CIV	5010211005	6,252,405.00		21,617,000.00		1,329,302.37	11,985,001.65	2,050,290.98	2,352,598.65		4,402,889.63	
Hazardous Duty Pay - Civilian	5010211009	4,576,458.65		13,490,000.00		601,168.96	8,312,372.39	48,511.50	965,701.92		1,014,213.42	
Longevity Pay	5010212000											
Longevity Pay - Civilian Agent	5010212001	1,224,987.71		9,142,000.00	2,931,543.61	2,007,695.08	2,977,773.60	612,792.48			612,792.48	
Longevity Pay - Military/UP	5010212002	62,008,554.56		113,188,000.00	13,841,428.63	14,253,714.51	23,084,302.30	7,334,264.10	16,269,972.00		23,604,236.10	
Year End Bonus	5010214000											
Bonus - Civilian	5010214001	28,629,291.00		28,632,000.00			2,709.00		28,629,291.00		28,629,291.00	
Bonus - Military	5010214002	44,468,000.00		44,468,000.00					44,468,000.00		44,468,000.00	
Cash Gift	5010215000											
Cash Gift-Civilian	5010215001	8,795,000.00		8,795,000.00					5,000.00	8,790,000.00	8,795,000.00	
Cash Gift-Military/Uniformed Personnel	5010215002	6,310,000.00		6,310,000.00						6,310,000.00	6,310,000.00	
Productivity Incentive Allowance	5010299000											
Productivity Enhancement Incentive - CE	5010299012	8,795,000.00		8,795,000.00						8,795,000.00	8,795,000.00	
Productivity Enhancement Incentive - Military	5010299013	6,310,000.00		6,310,000.00						6,310,000.00	6,310,000.00	
Other Bonuses and Allowances	5010299000											
SGTI-Duty Based Allow-Mil/UP	5010299017	91,000.00		91,000.00					39,292.12		39,292.12	
Combat Incentive Pay - Military/UP	5010299019	4,974,734.43		4,974,734.43								
Combat Duty Pay - DBA-Military/UP	5010299026	21,167,000.00		21,167,000.00								
Incentive Pay Duty Allowance - Mil/UP	5010299027	73,904,199.21		84,158,000.00	218,805.33	69,236.67	5,316,054.63	2,341,562.25	6,739,262.44		9,080,824.69	
Instructors Duty Pay - Military/UP	5010299028	10,641,200.80		11,521,000.00		517,253.70	362,545.50		3,364,205.98		3,364,205.98	

Particulars	UACS CODE	CURRENT YEAR OBLIGATIONS			CURRENT YEAR DISBURSEMENT							
		Total 4th Qtr 2016	Fund Transfer Out	Total Obligations 16=(11+12+13+14+15)	Total 1st Qtr 2016	Total 2nd Qtr 2016	Total 3rd Qtr 2016	4th Qtr Oct	4th Qtr Nov	4th Qtr Dec	Total 4th Qtr 2016	Fund Transfer Out
		14	15	16	17	18	19	20	20	20	20	21
Pag-IBIG Contributions	5010302000											
Pag-IBIG - Civilian	5010302001			2,111,000.00	842,239.49	659,748.81	609,011.70					
Pag-IBIG - Military/UP	5010302002			1,514,000.00	551,200.82	438,549.15	524,250.03					
PhilHealth Contributions	5010303000											
PhilHealth - Civilian	5010303001			3,995,999.60	1,442,375.37	1,152,375.68	1,401,248.55					
PhilHealth - Military-UP	5010303002			4,733,000.00	1,632,504.84	1,184,614.60	1,915,880.56					
Employees Compensation Insurance Prem	5010304000											
ECIP - Civilian	5010304001	416,689.82		2,108,000.00	548,826.33	369,774.68	772,709.17	183,629.91	186,360.16		369,990.07	
ECIP - Military/UP	5010304002	657,700.00		1,514,000.00	295,952.00	189,300.00	371,048.00	100,200.00	100,300.00		200,500.00	
Other Personnel Benefits	5010400000											
Retirement Gratuity - Civilian Employee	5010402001	2,245,649.80		11,308,814.00		1,926,655.47	7,136,508.73	313,113.52	993,652.86	938,883.42	2,245,649.80	
Retirement Gratuity - Military	5010402002	224,857,264.16		753,118,047.00	39,262,584.49	278,771,653.71	210,226,544.64	59,796,903.60	92,817,116.92	72,243,243.64	224,857,264.16	
Terminal Leave Benefits (TLB) Civilian Empl	5010403001	27,610.88		4,723,000.00	490,711.07	2,169,778.62	2,034,899.43		27,610.88		27,610.88	
Lump-sum for Step Incre-Meritorious Performance	5010499011	1,299,000.00		1,299,000.00								
Step Increment of Length Service	5010499010	858,000.00		858,000.00								
Lump-sum for Filling up of Positions	5010499007	29,950,041.00		29,950,041.00				7,850,083.50	1,318,680.00	20,781,277.50	29,950,041.00	
FUND TRANSFER OUT			2,377,051.00	2,377,051.00								2,377,051.00
TOTAL PERSONAL SERVICES		853,507,376.74	2,377,051.00	2,449,368,687.03	359,100,804.36	622,419,561.29	605,263,898.50	169,112,620.31	298,585,764.34	223,800,303.31	691,498,687.96	2,377,051.00
Regular Personal Services		596,426,810.90	2,377,051.00	1,650,268,785.03	319,347,508.80	339,551,473.49	385,865,945.70	101,152,519.69	203,428,703.68	129,836,898.75	434,418,122.12	2,377,051.00
Administrative Personnel Benefits		257,080,565.84		799,099,902.00	39,753,295.56	282,868,087.80	219,397,952.80	67,960,100.62	95,157,060.66	93,963,404.56	257,080,565.84	
Maintenance and Other Operating Expenses	5020000000											
Traveling Expenses	5020100000											
Traveling Expenses-Local	5020101000	52,447,000.77		100,852,568.80	13,723,370.61	14,568,521.48	20,113,675.94	5,388,771.55	11,179,605.04	9,136,507.18	25,704,883.77	
Traveling Expenses-Foreign	5020102000	28,084,279.79		82,136,806.48	13,748,589.19	15,126,555.35	20,452,444.66	3,462,076.84	10,328,570.12	8,707,918.94	22,498,565.90	
Training and Scholarship Expenses	5020200000											
Training Expenses	5020201000	40,228,826.50		109,307,231.77	15,607,205.20	25,379,333.25	23,840,414.73	11,875,505.60	10,617,765.42	18,401,216.87	40,894,487.89	
Maintenance and Other Operating Expenses	5020200000											
Scholarship Grants/Expenses	5020202000	88,894.95		171,394.95	82,500.00				44,652.50	44,242.45	88,894.95	
Supplies and Materials Expenses	5020300000											
Office Supplies Expenses	5020301000	31,660,902.20		88,702,800.67	10,251,644.61	16,722,686.75	23,968,743.63	10,504,331.13	15,089,456.75	12,165,937.80	37,759,725.68	
Accountable Forms Expenses	5020302000											
Non-Accountable Forms Expenses	5020303000											
Animal/Zoological Supplies Expns	5020304000	1,005,158.76		3,867,551.98	954,714.90	951,844.57	955,833.75		650,764.76	54,994.00	705,758.76	
Food Supplies Expenses	5020305000	19,183,278.13		42,174,247.06	6,376,372.49	5,899,370.34	9,357,009.35	2,966,092.00	5,561,812.34	5,824,437.94	14,352,342.28	
Drugs and Medicines Expenses	5020307000	4,694,303.11		11,096,758.43	842,646.50	1,532,897.50	2,723,612.68	427,692.50	912,949.39	1,241,226.56	2,581,868.45	
Medical, Dental and Lab Supplies Expns	5020308000	3,733,339.28		10,511,182.49	916,130.08	2,056,148.58	2,128,290.15	1,237,948.98	71,792.05	1,012,118.65	2,321,859.68	
Fuel, Oil and Lubricants Expenses	5020309000	32,348,231.85		380,680,000.00	11,167,814.85	6,170,467.32	243,735,810.11	2,000,820.79	20,784,322.33	24,360,973.89	47,146,117.01	
Military, Police and Traffic Sup Expns	5020312000	13,030,928.24		15,110,433.26	488,656.64	529,371.95	967,565.32	344,917.50	2,692,351.16	448,452.50	3,485,721.16	
Other Supplies and Materials Expenses	5020399000	129,744,969.39		242,741,200.22	29,783,241.14	41,243,581.78	41,969,407.91	16,707,105.34	45,717,453.50	25,152,804.47	87,577,363.31	
Utility Expenses	5020400000											
Water Expenses	5020401000	41,365,904.59		128,852,407.43	19,808,935.44	34,026,759.63	33,650,807.77	10,610,369.09	11,939,957.20	10,810,835.44	33,361,161.73	
Electricity Expenses	5020402000	53,568,031.36		194,337,607.33	20,784,131.21	68,041,327.28	48,430,535.55	17,204,905.04	17,445,606.47	22,431,101.78	57,081,613.29	
Communication Expenses	5020500000											
Postage and Courier Services	5020501000	717,207.69		933,886.98	41,027.00	58,790.00	76,321.48	51,113.69	111,064.50	7,030.00	169,208.19	
Telephone Expenses	5020502000											
Landline/Mobile	5020502002	10,170,002.21		62,680,081.47	12,074,401.44	14,331,808.72	20,487,075.17	6,869,606.63	7,268,371.45	1,648,818.06	15,786,796.14	
Internet Subscription Expenses	5020503000	4,532,364.82		10,016,275.87	1,835,265.64	1,600,478.32	1,123,698.03	333,044.89	414,043.04	3,541,300.63	4,288,388.56	
Cable, Satellite, Telegraph and Radio Exp	5020504000	8,205,583.06		16,041,364.89	805,027.67	855,245.20	793,789.63	630,934.17	446,834.26	10,370,452.45	11,448,220.88	
Confidential, Intel and Extraordinary Expns	5021000000											
Intelligence Expenses	5021002000			128,648,000.00		53,367,893.48	74,073,580.62	1,206,525.90			1,206,525.90	

Particulars	UACS CODE	CURRENT YEAR OBLIGATIONS				CURRENT YEAR DISBURSEMENT						
		Total 4th Qtr 2016	Fund Transfer Out	Total Obligations	Total 1st Qtr 2016	Total 2nd Qtr 2016	Total 3rd Qtr 2016	4th Qtr	4th Qtr	4th Qtr	Total 4th Qtr 2016	Fund Transfer Out
				16=(11+12+13+14+15)				Oct	Nov	Dec		
1	2	14	15	16	17	18	19	20	20	20	20	21
CAPITAL OUTLAY												
Regular Capital Outlay												
Machinery and Equipment Outlay												
Other Machinery and Equipment	5060405099											
Transportation Equipment Outlay												
Other Transportation Equipment	5060406099											
Furniture, Fixture and Books												
Furniture and Fixture	10607010											
SUB-TOTAL AGENCY APPROP		1,526,343,879.99	72,496,217.66	4,849,453,584.29	642,866,194.77	1,108,185,682.87	1,321,649,640.68	425,741,735.75	523,955,742.60	447,214,320.61		72,496,217.66
Personal Services		853,507,376.74	2,377,051.00	2,449,368,687.03	359,100,804.36	622,419,561.29	605,263,898.50	169,112,620.31	298,585,764.34	223,800,303.31		2,377,051.00
Regular Personal Services		596,426,810.90	2,377,051.00	1,650,268,785.03	319,347,508.80	339,551,473.49	385,865,945.70	101,152,519.69	203,428,703.68	129,836,898.75		2,377,051.00
Administrative Personnel Benefits		257,080,565.84		799,099,902.00	39,753,295.56	282,868,087.80	219,397,952.80	67,960,100.62	95,157,060.66	93,963,404.56		
MOOE		672,836,503.25	70,119,166.66	2,400,084,897.26	283,765,390.41	485,766,121.58	716,385,742.18	155,476,595.75	225,369,978.26	223,414,017.30		70,119,166.66
Regular MOOE		672,836,503.25	70,119,166.66	2,400,084,897.26	283,765,390.41	485,766,121.58	716,385,742.18	155,476,595.75	225,369,978.26	223,414,017.30		70,119,166.66
Financial Expenses												
Capital Outlay								101,152,519.69				
B. PROJECTS		6,921,836,761.74		11,064,058,581.97								
Locally Funded Projects												
Machinery and Equipment Outlay												
Other Machinery and Equipment	5060405099	6,921,836,761.74		11,064,058,581.97		3,074,314,000.00	1,047,602,995.80		6,147,763,667.39		6,147,763,667.39	
AFP Modernization Program		6,921,836,761.74		11,064,058,581.97		3,074,314,000.00	1,047,602,995.80		6,147,763,667.39		6,147,763,667.39	
GAARD				4,009,751,550.00		3,074,314,000.00	935,437,550.00					
D-16-0000350				39,863,375.19			39,863,375.19					
D-16-0011765												
D-16-0017281		18,685,892.03		38,990,716.46								
D-16-0018950		3,786,077,929.39		3,858,380,000.00			72,302,070.61		3,786,077,929.39		3,786,077,929.39	
D-16-0022105		2,361,685,738.00		2,361,685,738.00					2,361,685,738.00		2,361,685,738.00	
D-16-0025416		266,082,060.00		266,082,060.00								
D-16-0029265		226,950,777.77		226,950,777.77								
D-16-0031365												
D-16-0032828		262,354,364.55		262,354,364.55								
Buildings and Other Structures Outlay		-		-								
MOOE		-		-								
D-16-0027106		-		-								
D-16-0028427		-		-								
Capital Outlay -												
D-16-0027106												
D-16-0030880												
Sub-Total Projects		6,921,836,761.74		11,064,058,581.97		3,074,314,000.00	1,047,602,995.80					
MOOE		-		-								
Cap Outlay		6,921,836,761.74		11,064,058,581.97		3,074,314,000.00	1,047,602,995.80					
C. AUTOMATIC APPROPRIATION		409,333,882.97		839,639,453.00	10,864,780.41	12,411,692.52	344,749,115.10	3,969,668.15	109,222,199.85	206,357,891.97	267,265,777.97	
RLIP - GARO												
Retirement & Life Insurance Premium (PS)	5010301000	7,511,728.00		41,231,000.00	10,864,780.41	11,521,406.49	11,333,085.10	3,820,668.15	3,691,059.85		7,511,728.00	
D-16-0001644 RLIP Inc for Reg Empl (1st Tranch)		441,713.97		1,779,000.00		890,286.03	447,000.00	149,000.00	149,000.00	143,713.97	441,713.97	
Custom Duties D-16-0020448				332,969,030.00			332,969,030.00					
Tax Subsidy - D-16-0032201		105,382,140.00		105,382,140.00					105,382,140.00		105,382,140.00	
Tax Subsidy - D-16-0036783		153,930,196.00		153,930,196.00						153,930,196.00	153,930,196.00	

Particulars	UACS CODE	CURRENT YEAR OBLIGATIONS			CURRENT YEAR DISBURSEMENT								
		Total 4th Qtr 2016	Fund Transfer Out	Total Obligations 16=(11+12+ 13+14+15)	Total 1st Qtr 2016	Total 2nd Qtr 2016	Total 3rd Qtr 2016	4th Qtr	4th Qtr	4th Qtr	Total 4th Qtr 2016	Fund Transfer Out	
								Oct	Nov	Dec			
1	2	14	15	16	17	18	19	20	20	20	20	21	
Capital Outlay		142,068,105.00		204,348,087.00							52,283,982.00	52,283,982.00	
Modernization		142,068,105.00		204,348,087.00							52,283,982.00	52,283,982.00	
D-16-0000349		74,652,605.00		126,936,587.00							52,283,982.00	52,283,982.00	
D-16-0000490				9,996,000.00									
D-16-0001054		67,415,500.00		67,415,500.00									
Sub-Total Automatic Approp		409,184,882.97		839,639,453.00	10,864,780.41	12,411,692.52	344,749,115.10	3,969,668.15	109,222,199.85	206,357,891.97	7,953,441.97		
Personal Services		7,804,441.97		43,010,000.00	10,864,780.41	12,411,692.52	11,780,085.10	3,969,668.15	3,840,059.85	143,713.97	7,953,441.97		
MOOE		259,312,336.00		592,281,366.00			332,969,030.00		105,382,140.00	153,930,196.00			
Cap Outlay		142,068,105.00		204,348,087.00						52,283,982.00			
D. SPECIAL PURPOSE FUNDS		9,802,458,033.18		36,469,103,905.00	8,971,281,729.70	9,016,376,780.12	8,678,987,362.00	2,896,587,264.79	3,218,141,897.43	3,687,728,870.96	9,731,120,480.05		
Regular Pension	5010401000	9,662,903,348.18		36,189,285,235.43	8,948,533,126.75	8,924,682,028.20	8,653,166,732.30	2,839,560,652.79	3,165,497,897.43	3,657,844,797.96	9,591,565,795.05		
Pension Benefit-Mil/UP	5010401002	8,387,561,752.27		32,718,496,249.18	8,135,362,721.03	8,073,098,949.59	8,122,472,826.29	2,687,100,798.33	2,696,153,252.98	3,004,307,700.96	8,387,561,752.27		
Retirement Gratuity	5010402000	631,826,994.33		2,621,637,803.07	662,023,132.74	804,369,663.71	523,418,012.29	126,332,819.34	318,150,875.30	187,343,299.69	631,826,994.33		
Ret Gratuity - CE	5010402001	3,115,770.08		11,839,178.07	6,837,049.88	1,886,358.11		2,422,759.74		693,010.34	3,115,770.08		
Ret Gratuity - Mil/UP	5010402002	628,711,224.25		2,609,798,625.00	655,186,082.86	802,483,305.60	523,418,012.29	123,910,059.60	318,150,875.30	186,650,289.35	628,711,224.25		
Terminal Leave Benefits	5010403000	59,937,673.13		134,090,705.13	19,663,723.38	47,213,414.90	7,275,893.72	2,252,979.63	17,094,798.37	40,589,895.13	59,937,673.13		
Terminal Leave Benefits - CE	5010403002	3,508,759.79		11,459,504.13	3,201,017.59	2,473,336.68	2,276,390.07	2,252,979.63	627,059.49	628,720.67	3,508,759.79		
Terminal Leave Benefits - Military		56,428,913.34		122,631,201.00	16,462,705.79	44,740,078.22	4,999,503.65		16,467,738.88	39,961,174.46	56,428,913.34		
Prior Pension Claims	5010402002	512,239,375.32		607,975,081.34	95,735,706.02			23,874,055.49	105,966,685.74	382,398,634.09	512,239,375.32		
Posthumous Claims		71,337,553.13		107,085,396.71	35,747,843.58				28,132,285.04	43,205,268.09	71,337,553.13		
MPBF		139,554,685.00		279,818,669.57	22,748,602.95	91,694,751.92	25,820,629.70	57,026,612.00	52,644,000.00	29,884,073.00	139,554,685.00		
D-16-0001625 Inc for Comp Adjust (1st Tranch)		25,770,000.00		100,926,213.57	22,748,602.95	26,620,425.92	25,787,184.70	8,590,000.00	8,590,000.00	8,590,000.00	25,770,000.00		
D-16-0012800 (Mid-Year Bonus)		14,790,485.00		79,898,256.00		65,074,326.00	33,445.00		14,780,000.00	10,485.00	14,790,485.00		
D-16-0027585 (PBB)		98,994,200.00		98,994,200.00				48,436,612.00	29,274,000.00	21,283,588.00	98,994,200.00		
Contingent Fund													
D-16-0038751-Realignment from CO to MOOE													
Unprogrammed													
AFP MODERNIZATION Program													
MOOE													
Cap Outlay													
Sub-Total Special Purpose Fund		9,802,458,033.18		36,469,103,905.00	8,971,281,729.70	9,016,376,780.12	8,678,987,362.00	2,896,587,264.79	3,218,141,897.43	3,687,728,870.96	9,731,120,480.05		
Personal Services		9,802,458,033.18		36,469,103,905.00	8,971,281,729.70	9,016,376,780.12	8,678,987,362.00	2,896,587,264.79	3,218,141,897.43	3,687,728,870.96	9,731,120,480.05		
MOOE													
CO													
GRAND TOTAL		18,659,823,557.88	72,496,217.66	53,222,255,524.26	9,625,012,704.88	13,211,288,155.51	10,457,551,563.58	3,225,146,149.00	3,851,319,839.88	4,341,301,083.54	10,654,930,831.33	72,496,217.66	
Personal Services		10,663,769,851.89	2,377,051.00	38,961,482,592.03	9,341,247,314.47	9,651,208,033.93	9,296,031,345.80	3,069,669,553.25	3,520,567,721.62	3,911,672,888.24	9,739,073,922.02	2,377,051.00	
MOOE		932,148,839.25	70,119,166.66	2,992,366,263.26	283,765,390.41	485,766,121.58	1,049,354,772.18	155,476,595.75	330,752,118.26	377,344,213.30	863,572,927.31	70,119,166.66	
Capital Outlay		7,063,904,866.74		11,268,406,668.97		3,074,314,000.00	112,165,445.80			52,283,982.00	52,283,982.00		

Particulars	CURRENT YEAR DISBURSEMENT		BALANCES		BALANCES	
	UACS CODE	Total	Unreleased Appropriations	Unobligated Allotment	Unpaid Obligations = (16-22)=(25+26)	
		22=(17+18+19+20+21)			23=(3-6)	24=(10-16)
1	2				25	26
SUMMARY						
A. AGENCY SPECIFIC BUDGET						
PERSONAL SERVICES						
Salaries and Wages	501000000					
Basic Salary - Civilian	501010000					
Base Pay - Military/UP	501010001	343,594,000.00				
OTHER COMPENSATION	501010100	521,134,534.72			12,481,465.28	
Personnel Economic Relief Allowance (PERA)	501020000					
PERA - Civilian	501020100	42,216,000.00				
PERA - Uniformed Personnel	501020101	30,288,000.00				
Representation Allowance	501020200	420,000.00				
Transportation Allowance	501020300	420,000.00				
Clothing / Uniformed Allowance	501020400					
Clothing Allowance - Civilian	501020401	8,795,000.00				
Clothing/Uniformed Allow - U/P	501020403	2,168,817.59			858,182.41	
Subsistence Allowance	501020500					
Subs Allow-Military/UP	501020501	66,048,176.20			3,046,823.80	
Laundry Allowance	501020600					
Laundry Allowance - Military UP	501020602	676,703.61			232,296.39	
Quarters Allowance	501020700					
Quarters Allowance - Mil/UP Personnel	501020702	9,030,000.00				
Overseas Allowance	501020900					
Overseas Allowance- Mil/UP Personnel	501020902	202,055,000.00				
Hazard Pay (HP)	501021000					
Hazard Duty Pay - Mil/UP Personnel	501021103	3,628,064.79			6,935.21	
Magna Carta Ben for Public Health Works-CIV	501021105	17,717,193.65			3,899,806.35	
Hazardous Duty Pay - Civilian	501021109	9,927,754.77			3,562,245.23	
Longevity Pay	501021200					
Longevity Pay - Civilian Agent	501021201	8,529,804.77			612,195.23	
Longevity Pay - Military/UP	501021202	74,783,681.54			38,404,318.46	
Year End Bonus	501021400					
Bonus - Civilian	501021401	28,632,000.00				
Bonus - Military	501021402	44,468,000.00				
Cash Gift	501021500					
Cash Gift-Civilian	501021501	8,795,000.00				
Cash Gift-Military/Uniformed Personnel	501021502	6,310,000.00				
Productivity Incentive Allowance	501029900					
Productivity Enhancement Incentive - CE	501029901	8,795,000.00				
Productivity Enhancement Incentive - Military	501029902	6,310,000.00				
Other Bonuses and Allowances	501029900					
SGTI-Duty Based Allow-Mil/UP	501029901	39,292.12			51,707.88	
Combat Incentive Pay - Military/UP	501029902			5,025,265.57	4,974,734.43	
Combat Duty Pay - DBA-Military/UP	501029903				21,167,000.00	
Incentive Pay Duty Allowance - Mil/UP	501029904	14,684,921.32			69,473,078.68	
Instructors Duty Pay - Military/UP	501029905	4,244,005.18			7,276,994.82	
Pag-IBIG Contributions	501030200					
Pag-IBIG - Civilian	501030201	2,111,000.00				
Pag-IBIG - Military/UP	501030202	1,514,000.00				
PhilHealth Contributions	501030300					
PhilHealth - Civilian	501030301	3,995,999.60		0.40		
PhilHealth - Military-UP	501030302	4,733,000.00				

Particulars	CURRENT YEAR DISBURSEMENT		BALANCES		BALANCES	
	UACS CODE	Total	Unreleased Appropriations	Unobligated Allotment	Unpaid Obligations = (16-22)=(25+26)	
		22=(17+18+19+20+21)			23=(3-6)	24=(10-16)
1	2				25	26
Employees Compensation Insurance Prem	5010304000					
ECIP - Civilian	5010304001	2,061,300.25			46,699.75	
ECIP - Military/UP	5010304002	1,056,800.00			457,200.00	
Other Personnel Benefits	5010400000					
Retirement Gratuity - Civilian Employee	5010402001	11,308,814.00	6,316,186.00			
Retirement Gratuity - Military	5010402002	753,118,047.00	281,076,953.00			
Terminal Leave Benefits (TLB) Civilian Empl	5010403001	4,723,000.00				
Lump-sum for Step Incre-Meritorious Performance	5010499011				1,299,000.00	
Step Increment of Length Service	5010499010				858,000.00	
Lump-sum for Filling up of Positions	5010499007	29,950,041.00	1,896,959.00			
FUND TRANSFER OUT		2,377,051.00		(2,377,051.00)		
TOTAL PERSONAL SERVICES		2,280,660,003.11	289,290,098.00	2,648,214.97	168,708,683.92	
Regular Personal Services		1,481,560,101.11		2,648,214.97	168,708,683.92	
Administrative Personnel Benefits		799,099,902.00	289,290,098.00			
Maintenance and Other Operating Expenses	5020000000					
Traveling Expenses	5020100000					
Traveling Expenses-Local	5020101000	74,110,451.80		1,865,431.20	26,742,117.00	
Traveling Expenses-Foreign	5020102000	71,826,155.10		3,193.52	10,310,651.38	
Training and Scholarship Expenses	5020200000					
Training Expenses	5020201000	105,721,441.07		2,173,768.23	3,585,790.70	
Scholarship Grants/Expenses	5020202000	171,394.95		1,373,605.05		
Supplies and Materials Expenses	5020300000					
Office Supplies Expenses	5020301000	88,702,800.67		222,199.33		
Accountable Forms Expenses	5020302000			60,000.00		
Non-Accountable Forms Expenses	5020303000			10,000.00		
Animal/Zoological Supplies Expns	5020304000	3,568,151.98		262,448.02	299,400.00	
Food Supplies Expenses	5020305000	35,985,094.46		1,246,752.94	6,189,152.60	
Drugs and Medicines Expenses	5020307000	7,681,025.13		2,241.57	3,415,733.30	
Medical, Dental and Lab Supplies Expns	5020308000	7,422,428.49		552,817.51	3,088,754.00	
Fuel, Oil and Lubricants Expenses	5020309000	308,220,209.29			71,076,205.95	1,383,584.76
Military, Police and Traffic Sup Expns	5020312000	5,471,315.07		39,566.74	9,639,118.19	
Other Supplies and Materials Expenses	5020399000	200,573,594.14		66,616,799.78	42,167,606.08	
Utility Expenses	5020400000					
Water Expenses	5020401000	120,847,664.57		19,989,592.57	7,066,284.08	938,458.78
Electricity Expenses	5020402000	194,337,607.33		41,161,392.67		
Communication Expenses	5020500000					
Postage and Courier Services	5020501000	345,346.67		428,113.02	588,540.31	
Telephone Expenses	5020502000					
Landline/Mobile	5020502002	62,680,081.47		150,918.53		
Internet Subscription Expenses	5020503000	8,847,830.55		306,724.13	1,168,445.32	
Cable, Satellite, Telegraph and Radio Exp	5020504000	13,902,283.38		1,497,635.11	2,139,081.51	
Confidential, Intel and Extraordinary Expns	5021000000					
Intelligence Expenses	5021002000	128,648,000.00				
Extraordinary and Miscellaneous Expns	5021003000					
Professional Expenses	5021100000					
Legal Services	5021101000			12,000.00		
Consultancy Services	5021103000	253,000.00		1,942,000.00	59,000.00	
Other Professional Expenses	5021199000	18,328,111.92		31,888.08		
General Services	5021200000					

Particulars	CURRENT YEAR DISBURSEMENT		BALANCES		BALANCES	
	UACS CODE	Total	Unreleased Appropriations 23=(3-6)	Unobligated Allotment 24=(10-16)	Unpaid Obligations = (16-22)=(25+26)	
		22=(17+18+19+20+21)			Due and Demandable 25	Not Yet Due and Demandable 26
Environment/Sanitary Services	5021201000	41,393.00		183,607.00		
Janitorial Services	5021202000	3,158,000.00				
Security Services	5021203000	515,000.00				
Other General Services	5021299000	4,447,133.16		391,589.97	972,276.87	
Repairs and Maintenance (RM)	5021300000					
Communications networks	5021303006	252,436.48		289,024.20	1,047,539.32	
R & M-Buildings and Other Structures	5021304000					
Buildings	5021304001	59,912,643.35		21,855,469.63	32,283,999.37	1,846,887.65
School Buildings	5021304002	318,566.00		1,235,690.00	317,744.00	
Hospital and Health Centers	5021304003	147,390.00		10,889.05	26,720.95	
Other Structures	5021304099	22,452,000.00				
R & M-Machinery and Equipment	5021305000					
Machinery Equipment	5021305000			30,000.00		
Machinery	5021305001	3,575,270.30		56,885.54	2,512,844.16	
Office Equipment	5021305002	10,214,642.41		129,704.74	643,652.85	
ICT Equipment	5021305003	31,149,355.83		14,342.26	1,415,301.91	
Communication Equipment	5021305007	7,925,562.40		132,767.36	4,907,670.24	
Military, Police and Security equipment	5021305010	363,000.00				
Medical Equipment	5021305011	687,440.00		50,007.67	389,552.33	
Sports Equipment	5021305013	377,775.00		102,245.00	48,980.00	
Other Machinery and Equipment	5021305099	11,322,900.96		66,253.63	852,845.41	
R & M-Transportation Equipment	5021306000					
Motor Vehicles	5021306001	54,109,344.26		329,655.74		
Other transportation Equipment	5021306099	940,607.31		91,882.69	222,510.00	
R & M - Furniture and Fixture	5021307000	4,073,528.82		490,457.18	14.00	
R & M - Other Property Plant & Equipment	5021399000	476,000.00				
Taxes, Insurance Premiums and Other Fees	5021500000					
Taxes, Duties and Licenses	5021501001	5,705,822.80		38,098.56	957,078.64	
Fidelity Bond Premiums	5021502000	2,151,168.33		184,578.88	306,252.79	
Insurance Expenses	5021503000	7,184,000.00				
Other Maintenance and Operating Expenses	5029900000					
Advertising Expenses	5029901000	304,380.28		841,605.72	14.00	
Printing and Publication Expenses	5029902000	8,920,429.18		5,570.82		
Representation Expenses	5029903000	342,776,983.59		8,853,989.41	27.00	
Transportation and Delivery Expenses	5029904000	8,409,785.86		176,214.14		
Rent/Lease Expenses	5029905000					
Equipment	5029905004	37,634,302.20		8,300,697.80		
Membership Dues and Contrit'n to Org'n	5029906000	507,573.61		173,426.39		
Subscription Expenses	5029907000	2,455,233.75		22,406.02	1,135,360.23	
Other Maintenance & Operating Expenses-PASOLS	5029999000	24,188.56		5,709,122.00	42,689.44	
FUND TRANSFER OUT		70,119,166.66		(70,119,166.66)		
TOTAL MOOE		2,160,297,012.14		119,596,102.74	235,618,953.93	4,168,931.19
Financial Expenses	5030104000			19,000.00		
CAPITAL OUTLAY						
Regular Capital Outlay				30,000,000.00		
Machinery and Equipment Outlay						
Other Machinery and Equipment	5060405099			11,522,000.00		
Transportation Equipment Outlay						
Other Transportation Equipment	5060406099			15,200,000.00		

Particulars	CURRENT YEAR DISBURSEMENT		BALANCES		BALANCES	
	UACS CODE	Total	Unreleased Appropriations 23=(3-6)	Unobligated Allotment 24=(10-16)	Unpaid Obligations = (16-22)=(25+26)	
		22=(17+18+19+20+21)			Due and Demandable 25	Not Yet Due and Demandable 26
1	2	19+20+21	23=(3-6)	24=(10-16)	25	26
Furniture, Fixture and Books						
Furniture and Fixture	10607010			3,278,000.00		
SUB-TOTAL AGENCY APPROP		4,440,957,015.25	289,290,098.00	152,263,317.71	404,327,637.85	
Personal Services		2,280,660,003.11	289,290,098.00	2,648,214.97	168,708,683.92	
Regular Personal Services		1,481,560,101.11		2,648,214.97	168,708,683.92	
Administrative Personnel Benefits		799,099,902.00	289,290,098.00			
MOOE		2,160,297,012.14		119,615,102.74	235,618,953.93	4,168,931.19
Regular MOOE		2,160,297,012.14		119,596,102.74	235,618,953.93	4,168,931.19
Financial Expenses				19,000.00		
Capital Outlay				30,000,000.00		
B. PROJECTS		10,269,680,663.19	13,098,838,804.00	961,102,614.03	794,377,918.78	
Locally Funded Projects						
Machinery and Equipment Outlay						
Other Machinery and Equipment	5060405099	10,269,680,663.19	13,098,838,804.00	899,102,614.03	794,377,918.78	
AFP Modernization Program		10,269,680,663.19	13,098,838,804.00	837,102,614.03	794,377,918.78	
GAARD		4,009,751,550.00				
D-16-0000350		39,863,375.19		136,624.81		
D-16-0011765				187,430,000.00		
D-16-0017281				454,046,761.54	38,990,716.46	
D-16-0018950		3,858,380,000.00				
D-16-0022105		2,361,685,738.00				
D-16-0025416					266,082,060.00	
D-16-0029265				0.23	226,950,777.77	
D-16-0031365				189,587,244.00		
D-16-0032828				5,901,983.45	262,354,364.55	
Buildings and Other Structures Outlay				62,000,000.00		
MOOE				11,000,000.00		
D-16-0027106				6,000,000.00		
D-16-0028427				5,000,000.00		
Capital Outlay -				51,000,000.00		
D-16-0027106				46,000,000.00		
D-16-0030880				5,000,000.00		
Sub-Total Projects		10,269,680,663.19	13,098,838,804.00	899,102,614.03	794,377,918.78	
MOOE				11,000,000.00		
Cap Outlay		10,269,680,663.19	13,098,838,804.00	888,102,614.03	794,377,918.78	
635,291,366.00						
687,575,348.00						
C. AUTOMATIC APPROPRIATION						
RLIP - GARO						
Retirement & Life Insurance Premium (PS)	5010301000	41,231,000.00				
D-16-0001644 RLIP Inc for Reg Empl (1st Tranch)		1,779,000.00				
Custom Duties D-16-0020448		332,969,030.00				
Tax Subsidy - D-16-0032201		105,382,140.00				
Tax Subsidy - D-16-0036783		153,930,196.00				
Capital Outlay		52,283,982.00		610,519,328.00	152,064,105.00	
Modernization		52,283,982.00		610,519,328.00	152,064,105.00	
D-16-0000349		52,283,982.00		144,124,319.00	74,652,605.00	
D-16-0000490				79,004,000.00	9,996,000.00	
D-16-0001054				387,391,009.00	67,415,500.00	

Particulars	CURRENT YEAR DISBURSEMENT		BALANCES		BALANCES	
	UACS CODE	Total	Unreleased Appropriations 23=(3-6)	Unobligated Allotment 24=(10-16)	Unpaid Obligations = (16-22)=(25+26)	
		22=(17+18+19+20+21)			Due and Demandable 25	Not Yet Due and Demandable 26
Sub-Total Automatic Approp		687,575,348.00		610,519,328.00	152,064,105.00	
Personal Services		43,010,000.00				
MOOE		592,281,366.00		610,519,328.00	152,064,105.00	
Cap Outlay		52,283,982.00				
D. SPECIAL PURPOSE FUNDS		36,469,103,905.00	10,387,980,931.00	140,733,230.34		
Regular Pension	5010401000	36,189,285,235.43	387,980,931.00	47,381,443.91		
Pension Benefit-Mil/UP	5010401002	32,718,496,249.18	387,980,931.00	16,073,819.82		
Retirement Gratuity	5010402000	2,621,637,803.07				
Ret Gratuity - CE	5010402001	11,839,178.07				
Ret Gratuity - Mil/UP	5010402002	2,609,798,625.00				
Terminal Leave Benefits	5010403000	134,090,705.13		358,107.14		
Terminal Leave Benefits - CE	5010403002	11,459,504.13		358,107.14		
Terminal Leave Benefits - Military	5010402002	122,631,201.00				
Prior Pension Claims	5010402002	607,975,081.34		30,949,514.66		
Posthumous Claims		107,085,396.71		2.29		
MPBF		279,818,669.57		12,351,786.43		
D-16-0001625 Inc for Comp Adjust (1st Tranch)		100,926,213.57		12,351,786.43		
D-16-0012800 (Mid-Year Bonus)		79,898,256.00				
D-16-0027585 (PBB)		98,994,200.00				
Contingent Fund				81,000,000.00		
D-16-0038751-Realignment from CO to MOOE				81,000,000.00		
Unprogrammed			10,000,000,000.00			
AFP MODERNIZATION Program			500,000,000.00			
MOOE			9,500,000,000.00			
Cap Outlay						
Sub-Total Special Purpose Fund		36,469,103,905.00	10,387,980,931.00	59,733,230.34		
Personal Services		36,469,103,905.00	387,980,931.00	59,733,230.34		
MOOE			500,000,000.00	81,000,000.00		
CO			9,500,000,000.00			
GRAND TOTAL		51,867,316,931.44	23,776,109,833.00	1,802,618,490.08	1,350,769,661.63	4,168,931.19
Personal Services		38,792,773,908.11	677,271,029.00	62,381,445.31	168,708,683.92	4,168,931.19
MOOE		2,752,578,378.14	500,000,000.00	211,615,102.74	235,618,953.93	
Capital Outlay		10,321,964,645.19	22,598,838,804.00	1,528,621,942.03	946,442,023.78	

Prepared by:

BGEN ANASTACIO C CABADING JR AFP
Chief, AFP Management & Fiscal Office

Certified By:

WLO B ABAIGOR DPA
Chief Accountant, GHQ

Approved By:

LTGEN SALVADOR MELCHOR B MISON JR AFP
Vice Chief of Staff, AFP

List of Allotments and Sub-Allotments
As of Quarter Ending 31 December 2016

Department: National Defense Agency/OU: General Headquarters, AFP Organization Code (UACS): 17 010 1700001										X		Current Year Appropriation				
												Continuing Appropriation				
												Supplemental Appropriation				
49	2016-BD-0055099	Jun 29 '16	GAA '16 RA 10717	5010204000	14,299,734.00	-	-	14,299,734.00	14,299,734.00	-	-	14,299,734.00	-	-	-	-
50	D-16-0020246	Jul 14 '16	GAA '16 RA 10717	5010402002	3,642,708.00	-	-	3,642,708.00	3,642,708.00	-	-	3,642,708.00	-	-	-	-
51	D-16-0020264	Jul 14 '16	GAA '16 RA 10717	5010402002	33,661,821.00	-	-	33,661,821.00	33,661,821.00	-	-	33,661,821.00	-	-	-	-
52	D-16-0020299	Jul 15 '16	PGF, FY '16 GAA	5010401003	5,420,612,202.00	-	-	5,420,612,202.00	5,420,612,202.00	-	-	5,420,612,202.00	-	-	-	-
53	D-16-0020408	Jul 15 '16	GAA '16 RA 10717	5010403001	26,347.00	-	-	26,347.00	26,347.00	-	-	26,347.00	-	-	-	-
54	D-16-0020410	Jul 15 '16	GAA '16 RA 10717	5010402001	3,988,625.00	-	-	3,988,625.00	3,988,625.00	-	-	3,988,625.00	-	-	-	-
	D-16-0020410	Jul 15 '16	GAA '16 RA 10717	5010403001	1,093,597.00	-	-	1,093,597.00	1,093,597.00	-	-	1,093,597.00	-	-	-	-
55	D-16-0020826	Jul 21 '16	GAA '16 RA 10717	5010402002	11,295,296.00	-	-	11,295,296.00	11,295,296.00	-	-	11,295,296.00	-	-	-	-
56	D-16-0020913	Jul 22 '16	GAA '16 RA 10717	5010402001	1,707,456.00	-	-	1,707,456.00	1,707,456.00	-	-	1,707,456.00	-	-	-	-
57	D-16-0020905	Jul 22 '16	GAA '16 RA 10717	5010403001	781,070.00	-	-	781,070.00	781,070.00	-	-	781,070.00	-	-	-	-
58	D-16-0021626	Jul 29 '16	GAA '16 RA 10717	5010402002	6,727,700.00	-	-	6,727,700.00	6,727,700.00	-	-	6,727,700.00	-	-	-	-
59	D-16-0021246	Jul 27 '16	GAA '16 RA 10717	5010402002	19,289,341.00	-	-	19,289,341.00	19,289,341.00	-	-	19,289,341.00	-	-	-	-
60	D-16-0023754	Aug 18 '16	GAA '16 RA 10717	5010402002	22,530,597.00	-	-	22,530,597.00	22,530,597.00	-	-	22,530,597.00	-	-	-	-
61	D-16-0023878	Aug 18 '16	GAA '16 RA 10717	5010402002	46,713,159.00	-	-	46,713,159.00	46,713,159.00	-	-	46,713,159.00	-	-	-	-
62	D-16-0024757	Aug 25 '16	GAA '16 RA 10717	5010402002	14,245,130.00	-	-	14,245,130.00	14,245,130.00	-	-	14,245,130.00	-	-	-	-
63	2016-BD-066603	Aug 05 '16	GAA '16 RA 10717	5010204000	15,650,307.00	-	-	15,650,307.00	15,650,307.00	-	-	15,650,307.00	-	-	-	0.00
64	D-16-0022105	Aug 04 '16	GAA '16 RA 10717	5060000000	-	2,361,685,738.00	2,361,685,738.00	-	-	2,361,685,738.00	2,361,685,738.00	-	-	-	-	-
65	D-16-0025149	Aug 31 '16	GAA '16 RA 10717	5010402002	1,293,624.00	-	-	1,293,624.00	1,293,624.00	-	-	1,293,624.00	-	-	-	-
66	D-16-0025416	Sep 02 '16	GAA '16 RA 10717	5060000000	-	266,082,060.00	266,082,060.00	-	-	266,082,060.00	266,082,060.00	-	-	-	-	-
67	D-16-0026137	Sep 09 '16	GAA '16 RA 10717	5010402002	39,167,330.00	-	-	39,167,330.00	39,167,330.00	-	-	39,167,330.00	-	-	-	-
68	D-16-0026684	Sep 19 '16	GAA '16 RA 10717	5010402001	1,440,429.00	-	-	1,440,429.00	1,440,429.00	-	-	1,440,429.00	-	-	-	-
69	D-16-0026916	Sep 22 '16	GAA '16 RA 10717	5010402002	9,760,925.00	-	-	9,760,925.00	9,760,925.00	-	-	9,760,925.00	-	-	-	-
70	D-16-0027106	Sep 23 '16	GAA '16 RA 10717	502/506	-	6,000,000.00	46,000,000.00	52,000,000.00	-	6,000,000.00	46,000,000.00	52,000,000.00	-	-	-	-
71	D-16-0027800	Oct 04 '16	GAA '16 RA 10717	5010401003	8,079,328,703.00	-	-	8,079,328,703.00	8,063,561,383.52	-	-	8,063,561,383.52	15,767,319.48	-	-	15,767,319.48
72	D-16-0027910	Oct 05 '16	GAA '16 RA 10717	5010402001	313,114.00	-	-	313,114.00	313,114.00	-	-	313,114.00	-	-	-	-
73	D-16-0027911	Oct 05 '16	GAA '16 RA 10717	5010402002	48,742,355.00	-	-	48,742,355.00	48,742,355.00	-	-	48,742,355.00	-	-	-	-
74	D-16-0027920	Oct 05 '16	GAA '16 RA 10717	5010402002	1,293,624.00	-	-	1,293,624.00	1,293,624.00	-	-	1,293,624.00	-	-	-	-
75	D-16-0028427	Oct 11 '16	GAA '16 RA 10717	5020000000	-	5,000,000.00	-	5,000,000.00	-	-	-	-	5,000,000.00	-	-	5,000,000.00
76	D-16-0029127	Oct 20 '16	GAA '16 RA 10717	5010402002	30,302,792.00	-	-	30,302,792.00	30,302,792.00	-	-	30,302,792.00	-	-	-	-
77	D-16-0029265	Oct 21 '16	GAA '16 RA 10717	5060000000	-	226,950,778.00	226,950,778.00	-	-	226,950,777.77	226,950,777.77	-	-	0.23	-	0.23
78	D-16-0029884	Oct 28 '16	GAA '16 RA 10717	5010402002	14,139,779.00	-	-	14,139,779.00	14,139,779.00	-	-	14,139,779.00	-	-	-	-
79	D-16-0030634	Nov 08 '16	GAA '16 RA 10717	5010402002	24,842,750.00	-	-	24,842,750.00	24,842,750.00	-	-	24,842,750.00	-	-	-	-
80	D-16-0030880	Nov 10 '16	GAA '16 RA 10717	5060000000	-	5,000,000.00	5,000,000.00	-	-	-	-	-	5,000,000.00	-	-	5,000,000.00
81	D-16-0030954	Nov 11 '16	GAA '16 RA 10717	5010403001	27,606.00	-	-	27,606.00	27,606.00	-	-	27,606.00	-	-	-	-
82	D-16-0031365	Nov 14 '16	GAA '16 RA 10717	5060000000	-	189,587,244.00	189,587,244.00	-	-	189,587,244.00	189,587,244.00	-	-	-	-	-
83	D-16-0031715	Nov 16 '16	GAA '16 RA 10717	5010402001	993,653.00	-	-	993,653.00	993,653.00	-	-	993,653.00	-	-	-	-
84	D-16-0031935	Nov 17 '16	GAA '16 RA 10717	5010402002	23,531,804.00	-	-	23,531,804.00	23,531,804.00	-	-	23,531,804.00	-	-	-	-
85	D-16-0032678	Nov 21 '16	GAA '16 RA 10717	5010402002	47,817,746.00	-	-	47,817,746.00	47,817,746.00	-	-	47,817,746.00	-	-	-	-
86	D-16-0032828	Nov 22 '16	GAA '16 RA 10717	5060000000	-	268,256,348.00	268,256,348.00	-	-	262,354,364.55	262,354,364.55	-	-	5,901,983.45	-	5,901,983.45
87	D-16-0033496	Nov 25 '16	GAA '16 RA 10717	5010402002	18,527,929.00	-	-	18,527,929.00	18,527,929.00	-	-	18,527,929.00	-	-	-	-
88	D-16-0034161	Dec 02 '16	GAA '16 RA 10717	5010402001	938,880.00	-	-	938,880.00	938,880.00	-	-	938,880.00	-	-	-	-
89	D-16-0034335	Dec 05 '16	GAA '16 RA 10717	5010402002	2,717,739.00	-	-	2,717,739.00	2,717,739.00	-	-	2,717,739.00	-	-	-	-
90	D-16-0037592	Dec 23 '16	GAA '16 RA 10717	5010402002	1,967,034.00	-	-	1,967,034.00	1,967,034.00	-	-	1,967,034.00	-	-	-	-
91																
	Sub-total				34,919,451,651.00	2,530,700,000.00	11,952,161,196.00	49,402,312,847.00	34,901,036,116.55	2,436,336,195.05	11,939,570,489.97	49,276,942,801.57	18,415,534.45	94,363,804.95	12,590,706.03	125,370,045.43
	B. Sub-allotments received from															
	Central Office/Regional Office															
1																
2																
3																
4																
5																
6																
	Sub-Total				-	-	-	-	-	-	-	-	-	-	-	-
	Total Allotments				34,919,451,651.00	2,530,700,000.00	11,952,161,196.00	49,402,312,847.00	34,901,036,116.55	2,436,336,195.05	11,939,570,489.97	49,276,942,801.57	18,415,534.45	94,363,804.95	12,590,706.03	125,370,045.43

List of Allotments and Sub-Allotments
As of Quarter Ending 31 December 2016

Department: National Defense
Agency/OU: General Headquarters, AFP
Organization Code (UACS): 17 010 170001
Funding Source 101 101

X	Current Year Appropriation
	Continuing Appropriation
	Supplemental Appropriation

No	Allotments/Sub-Allotments		Funding Source		AllotmentsSub-Allotments received from DBM					Sub-Allotment to Operating Units				Total Allotments/Net of Sub-Allotments			
	Number	Date	Description	UACS Code	PS	MOOE	CO	TOTAL	PS	MOOE	CO	TOTAL	PS	MOOE	CO	TOTAL	
																	9=(6+7+8)
A. Allotments received from DBM																	
01	GAA '16 RA 10717	Dec 29, '15	GAA '16 RA 10717	501502/506	1,652,917,000.00	2,371,033,000.00	4,009,751,550.00	8,033,701,550.00	1,650,268,785.03	2,286,388,908.05	4,009,751,550.00	7,946,409,243.08	2,648,214.97	84,644,091.95	-	87,292,306.92	
02	GAA '16 RA 10717	Dec 29, '15	GAA '16 RA 10717	5021000000	-	19,000.00	-	19,000.00	-	-	-	-	-	19,000.00	-	19,000.00	
03	GARO 2016-1	Jan 04 '16	Automatic Approp	5010300000	41,231,000.00	-	-	41,231,000.00	41,231,000.00	-	-	41,231,000.00	-	-	-	0.00	
04	D-2016-0000002	Jan 06, '16	PGF, FY '16 GAA	5010401003	8,145,602,192.00	-	-	8,145,602,192.00	8,145,602,192.00	-	-	8,145,602,192.00	-	-	-	0.00	
05	D-16-0000149	Jan 19, '16	GAA '16 RA 10717	5010402002	2,157,392.00	-	-	2,157,392.00	2,157,392.00	-	-	2,157,392.00	-	-	-	-	
06	D-16-0000334	Jan 22, '16	GAA '16 RA 10717	5010402002	6,597,158.00	-	-	6,597,158.00	6,597,158.00	-	-	6,597,158.00	-	-	-	-	
07	D-16-0000350	Jan 25, '16	GAA '16 RA 10717	5060000000	-	-	40,000,000.00	40,000,000.00	-	-	-	39,863,375.19	39,863,375.19	-	136,624.81	136,624.81	
08	D-16-0000527	Feb 01, '16	GAA '16 RA 10717	5010402002	2,299,774.00	-	-	2,299,774.00	2,299,774.00	-	-	2,299,774.00	-	-	-	-	
09	D-16-0000602	Feb 03, '16	GAA '16 RA 10717	5010402002	7,073,415.00	-	-	7,073,415.00	7,073,415.00	-	-	7,073,415.00	-	-	-	-	
10	D-16-0000673	Feb 05, '16	GAA '16 RA 10717	5010402002	9,340,954.00	-	-	9,340,954.00	9,340,954.00	-	-	9,340,954.00	-	-	-	-	
11	D-16-0000799	Feb 12, '16	GAA '16 RA 10717	5010402002	1,374,476.00	-	-	1,374,476.00	1,374,476.00	-	-	1,374,476.00	-	-	-	-	
12	D-16-0000950	Feb 22, '16	GAA '16 RA 10717	5010402002	25,448,902.00	-	-	25,448,902.00	25,448,902.00	-	-	25,448,902.00	-	-	-	-	
13	D-16-0000952	Feb 22, '16	GAA '16 RA 10717	5010403001	377,805.00	-	-	377,805.00	377,805.00	-	-	377,805.00	-	-	-	-	
14	D-16-0001609	Mar 03, '16	GAA '16 RA 10717	5010402002	26,013,189.00	-	-	26,013,189.00	26,013,189.00	-	-	26,013,189.00	-	-	-	-	
15	D-16-0006096	Mar 17, '16	GAA '16 RA 10717	5010403001	112,907.00	-	-	112,907.00	112,907.00	-	-	112,907.00	-	-	-	-	
16	D-16-0006534	Mar 18, '16	GAA '16 RA 10717	5010402002	23,901,915.00	-	-	23,901,915.00	23,901,915.00	-	-	23,901,915.00	-	-	-	-	
17	D-16-0007842	Mar 28, '16	GAA '16 RA 10717	5010402002	8,584,222.00	-	-	8,584,222.00	8,584,222.00	-	-	8,584,222.00	-	-	-	-	
18	D-16-0007845	Mar 28, '16	GAA '16 RA 10717	5010402001	1,018,213.00	-	-	1,018,213.00	1,018,213.00	-	-	1,018,213.00	-	-	-	-	
19	D-16-0008294	Mar 30, '16	PGF, FY '16 GAA	5010401003	8,073,241,297.00	-	-	8,073,241,297.00	8,073,241,297.00	-	-	8,073,241,297.00	-	-	-	-	
20	D-16-0008406	Mar 31, '16	GAA '16 RA 10717	5010402002	18,819,080.00	-	-	18,819,080.00	18,819,080.00	-	-	18,819,080.00	-	-	-	-	
21	D-16-0008935	Apr 08, '16	GAA '16 RA 10717	5021001000	-	128,648,000.00	-	128,648,000.00	-	128,648,000.00	-	128,648,000.00	-	-	-	-	
22	D-16-0010125	Apr 14, '16	GAA '16 RA 10717	5010402002	9,235,640.00	-	-	9,235,640.00	9,235,640.00	-	-	9,235,640.00	-	-	-	-	
23	D-16-0010230	Apr 15, '16	GAA '16 RA 10717	5010402002	16,195,391.00	-	-	16,195,391.00	16,195,391.00	-	-	16,195,391.00	-	-	-	-	
24	D-16-0010729	Apr 18, '16	GAA '16 RA 10717	5010403001	430,994.00	-	-	430,994.00	430,994.00	-	-	430,994.00	-	-	-	-	
25	D-16-0010730	Apr 18, '16	GAA '16 RA 10717	5010403001	441,477.00	-	-	441,477.00	441,477.00	-	-	441,477.00	-	-	-	-	
26	D-16-0011682	Apr 26, '16	GAA '16 RA 10717	5010402002	32,594,442.00	-	-	32,594,442.00	32,594,442.00	-	-	32,594,442.00	-	-	-	-	
27	D-16-0011765	Apr 27, '16	GAA '16 RA 10717	5060000000	-	-	187,430,000.00	187,430,000.00	-	-	185,877,902.46	185,877,902.46	-	-	1,552,097.54	1,552,097.54	
28	D-16-0011842	May 02, '16	GAA '16 RA 10717	5010403001	195,989.00	-	-	195,989.00	195,989.00	-	-	195,989.00	-	-	-	-	
29	D-16-0012284	May 04, '16	GAA '16 RA 10717	5010402002	18,910,259.00	-	-	18,910,259.00	18,910,259.00	-	-	18,910,259.00	-	-	-	-	
30	D-16-0014520	May 11, '16	GAA '16 RA 10717	5010403001	931,683.00	-	-	931,683.00	931,683.00	-	-	931,683.00	-	-	-	-	
31	D-16-0014611	May 12, '16	GAA '16 RA 10717	5010402002	14,872,036.00	-	-	14,872,036.00	14,872,036.00	-	-	14,872,036.00	-	-	-	-	
32	D-16-0016765	May 23, '16	GAA '16 RA 10717	5010402002	9,272,151.00	-	-	9,272,151.00	9,272,151.00	-	-	9,272,151.00	-	-	-	-	
33	D-16-0017029	May 24, '16	GAA '16 RA 10717	5020000000	-	20,000,000.00	-	20,000,000.00	-	15,299,287.00	-	15,299,287.00	-	4,700,713.00	-	4,700,713.00	
34	D-16-0017281	May 25, '16	GAA '16 RA 10717	5060000000	-	-	493,037,478.00	493,037,478.00	-	-	493,037,478.00	493,037,478.00	-	-	-	-	
35	D-16-0017810	May 31, '16	GAA '16 RA 10717	5010402002	25,022,956.00	-	-	25,022,956.00	25,022,956.00	-	-	25,022,956.00	-	-	-	-	
36	D-16-0017816	May 31, '16	GAA '16 RA 10717	5010402002	10,999,034.00	-	-	10,999,034.00	10,999,034.00	-	-	10,999,034.00	-	-	-	-	
37	D-16-0017818	May 31, '16	GAA '16 RA 10717	5010402001	908,444.00	-	-	908,444.00	908,444.00	-	-	908,444.00	-	-	-	-	
38	D-16-0018220	Jun 06, '16	GAA '16 RA 10717	5010402002	6,233,787.00	-	-	6,233,787.00	6,233,787.00	-	-	6,233,787.00	-	-	-	-	
39	D-16-0018347	Jun 08, '16	GAA '16 RA 10717	5010402002	5,395,023.00	-	-	5,395,023.00	5,395,023.00	-	-	5,395,023.00	-	-	-	-	
40	D-16-0018372	Jun 09, '16	GAA '16 RA 10717	5010402002	18,298,298.00	-	-	18,298,298.00	18,298,298.00	-	-	18,298,298.00	-	-	-	-	
41	D-16-0018692	Jun 14, '16	GAA '16 RA 10717	5010403001	169,637.00	-	-	169,637.00	169,637.00	-	-	169,637.00	-	-	-	-	
42	D-16-0018950	Jun 17, '16	GAA '16 RA 10717	5060000000	-	-	3,858,380,000.00	3,858,380,000.00	-	-	3,858,380,000.00	3,858,380,000.00	-	-	-	-	
43	D-16-0019079	Jun 17, '16	GAA '16 RA 10717	5010402002	9,926,175.00	-	-	9,926,175.00	9,926,175.00	-	-	9,926,175.00	-	-	-	-	
44	D-16-0019224	Jun 21, '16	GAA '16 RA 10717	5010402002	816,440.00	-	-	816,440.00	816,440.00	-	-	816,440.00	-	-	-	-	
45	D-16-0019259	Jun 22, '16	GAA '16 RA 10717	5010402002	8,652,139.00	-	-	8,652,139.00	8,652,139.00	-	-	8,652,139.00	-	-	-	-	
46	D-16-0019534	Jun 28, '16	GAA '16 RA 10717	5010403001	133,888.00	-	-	133,888.00	133,888.00	-	-	133,888.00	-	-	-	-	
47	D-16-0018854	Jun 17, '16	PGF, FY '16 GAA	5010401003	2,707,419,355.00	-	-	2,707,419,355.00	2,707,419,355.00	-	-	2,707,419,355.00	-	-	-	-	
48	D-16-0019592	Jun 29, '16	GAA '16 RA 10717	5010402002	12,872,616.00	-	-	12,872,616.00	12,872,616.00	-	-	12,872,616.00	-	-	-	-	

List of Allotments and Sub-Allotments
As of Quarter Ending 31 December 2016

Department: National Defense Agency/OU: General Headquarters, AFP Organization Code (UACS): 17 010 1700001										X	Current Year Appropriation					
											Continuing Appropriation					
											Supplemental Appropriation					
49	2016-BD-0055099	Jun 29 '16	GAA '16 RA 10717	5010204000	14,299,734.00	-	-	14,299,734.00	14,299,734.00	-	-	14,299,734.00	-	-	-	-
50	D-16-0020246	Jul 14 '16	GAA '16 RA 10717	5010402002	3,642,708.00	-	-	3,642,708.00	3,642,708.00	-	-	3,642,708.00	-	-	-	-
51	D-16-0020264	Jul 14 '16	GAA '16 RA 10717	5010402002	33,661,821.00	-	-	33,661,821.00	33,661,821.00	-	-	33,661,821.00	-	-	-	-
52	D-16-0020299	Jul 15 '16	PGF, FY '16 GAA	5010401003	5,420,612,202.00	-	-	5,420,612,202.00	5,420,612,202.00	-	-	5,420,612,202.00	-	-	-	-
53	D-16-0020408	Jul 15 '16	GAA '16 RA 10717	5010403001	26,347.00	-	-	26,347.00	26,347.00	-	-	26,347.00	-	-	-	-
54	D-16-0020410	Jul 15 '16	GAA '16 RA 10717	5010402001	3,988,625.00	-	-	3,988,625.00	3,988,625.00	-	-	3,988,625.00	-	-	-	-
	D-16-0020410	Jul 15 '16	GAA '16 RA 10717	5010403001	1,093,597.00	-	-	1,093,597.00	1,093,597.00	-	-	1,093,597.00	-	-	-	-
55	D-16-0020826	Jul 21 '16	GAA '16 RA 10717	5010402002	11,295,296.00	-	-	11,295,296.00	11,295,296.00	-	-	11,295,296.00	-	-	-	-
56	D-16-0020913	Jul 22 '16	GAA '16 RA 10717	5010402001	1,707,456.00	-	-	1,707,456.00	1,707,456.00	-	-	1,707,456.00	-	-	-	-
57	D-16-0020905	Jul 22 '16	GAA '16 RA 10717	5010403001	781,070.00	-	-	781,070.00	781,070.00	-	-	781,070.00	-	-	-	-
58	D-16-0021626	Jul 29 '16	GAA '16 RA 10717	5010402002	6,727,700.00	-	-	6,727,700.00	6,727,700.00	-	-	6,727,700.00	-	-	-	-
59	D-16-0021246	Jul 27 '16	GAA '16 RA 10717	5010402002	19,289,341.00	-	-	19,289,341.00	19,289,341.00	-	-	19,289,341.00	-	-	-	-
60	D-16-0023754	Aug 18 '16	GAA '16 RA 10717	5010402002	22,530,597.00	-	-	22,530,597.00	22,530,597.00	-	-	22,530,597.00	-	-	-	-
61	D-16-0023878	Aug 18 '16	GAA '16 RA 10717	5010402002	46,713,159.00	-	-	46,713,159.00	46,713,159.00	-	-	46,713,159.00	-	-	-	-
62	D-16-0024757	Aug 25 '16	GAA '16 RA 10717	5010402002	14,245,130.00	-	-	14,245,130.00	14,245,130.00	-	-	14,245,130.00	-	-	-	-
63	2016-BD-066603	Aug 05 '16	GAA '16 RA 10717	5010204000	15,650,307.00	-	-	15,650,307.00	15,650,307.00	-	-	15,650,307.00	-	-	-	0.00
64	D-16-0022105	Aug 04 '16	GAA '16 RA 10717	5060000000	-	2,361,685,738.00	2,361,685,738.00	-	-	2,361,685,738.00	2,361,685,738.00	-	-	-	-	-
65	D-16-0025149	Aug 31 '16	GAA '16 RA 10717	5010402002	1,293,624.00	-	-	1,293,624.00	1,293,624.00	-	-	1,293,624.00	-	-	-	-
66	D-16-0025416	Sep 02 '16	GAA '16 RA 10717	5060000000	-	266,082,060.00	266,082,060.00	-	-	266,082,060.00	266,082,060.00	-	-	-	-	-
67	D-16-0026137	Sep 09 '16	GAA '16 RA 10717	5010402002	39,167,330.00	-	-	39,167,330.00	39,167,330.00	-	-	39,167,330.00	-	-	-	-
68	D-16-0026684	Sep 19 '16	GAA '16 RA 10717	5010402001	1,440,429.00	-	-	1,440,429.00	1,440,429.00	-	-	1,440,429.00	-	-	-	-
69	D-16-0026916	Sep 22 '16	GAA '16 RA 10717	5010402002	9,760,925.00	-	-	9,760,925.00	9,760,925.00	-	-	9,760,925.00	-	-	-	-
70	D-16-0027106	Sep 23 '16	GAA '16 RA 10717	502/506	-	6,000,000.00	46,000,000.00	52,000,000.00	-	6,000,000.00	46,000,000.00	52,000,000.00	-	-	-	-
71	D-16-0027800	Oct 04 '16	GAA '16 RA 10717	5010401003	8,079,328,703.00	-	-	8,079,328,703.00	8,063,561,383.52	-	-	8,063,561,383.52	15,767,319.48	-	-	15,767,319.48
72	D-16-0027910	Oct 05 '16	GAA '16 RA 10717	5010402001	313,114.00	-	-	313,114.00	313,114.00	-	-	313,114.00	-	-	-	-
73	D-16-0027911	Oct 05 '16	GAA '16 RA 10717	5010402002	48,742,355.00	-	-	48,742,355.00	48,742,355.00	-	-	48,742,355.00	-	-	-	-
74	D-16-0027920	Oct 05 '16	GAA '16 RA 10717	5010402002	1,293,624.00	-	-	1,293,624.00	1,293,624.00	-	-	1,293,624.00	-	-	-	-
75	D-16-0028427	Oct 11 '16	GAA '16 RA 10717	5020000000	-	5,000,000.00	-	5,000,000.00	-	-	-	-	5,000,000.00	-	-	5,000,000.00
76	D-16-0029127	Oct 20 '16	GAA '16 RA 10717	5010402002	30,302,792.00	-	-	30,302,792.00	30,302,792.00	-	-	30,302,792.00	-	-	-	-
77	D-16-0029265	Oct 21 '16	GAA '16 RA 10717	5060000000	-	226,950,778.00	226,950,778.00	-	-	226,950,777.77	226,950,777.77	-	-	0.23	0.23	-
78	D-16-0029884	Oct 28 '16	GAA '16 RA 10717	5010402002	14,139,779.00	-	-	14,139,779.00	14,139,779.00	-	-	14,139,779.00	-	-	-	-
79	D-16-0030634	Nov 08 '16	GAA '16 RA 10717	5010402002	24,842,750.00	-	-	24,842,750.00	24,842,750.00	-	-	24,842,750.00	-	-	-	-
80	D-16-0030880	Nov 10 '16	GAA '16 RA 10717	5060000000	-	5,000,000.00	5,000,000.00	-	-	-	-	-	5,000,000.00	-	-	5,000,000.00
81	D-16-0030954	Nov 11 '16	GAA '16 RA 10717	5010403001	27,606.00	-	-	27,606.00	27,606.00	-	-	27,606.00	-	-	-	-
82	D-16-0031365	Nov 14 '16	GAA '16 RA 10717	5060000000	-	189,587,244.00	189,587,244.00	-	-	189,587,244.00	189,587,244.00	-	-	-	-	-
83	D-16-0031715	Nov 16 '16	GAA '16 RA 10717	5010402001	993,653.00	-	-	993,653.00	993,653.00	-	-	993,653.00	-	-	-	-
84	D-16-0031935	Nov 17 '16	GAA '16 RA 10717	5010402002	23,531,804.00	-	-	23,531,804.00	23,531,804.00	-	-	23,531,804.00	-	-	-	-
85	D-16-0032678	Nov 21 '16	GAA '16 RA 10717	5010402002	47,817,746.00	-	-	47,817,746.00	47,817,746.00	-	-	47,817,746.00	-	-	-	-
86	D-16-0032828	Nov 22 '16	GAA '16 RA 10717	5060000000	-	268,256,348.00	268,256,348.00	-	-	262,354,364.55	262,354,364.55	-	-	5,901,983.45	5,901,983.45	-
87	D-16-0033496	Nov 25 '16	GAA '16 RA 10717	5010402002	18,527,929.00	-	-	18,527,929.00	18,527,929.00	-	-	18,527,929.00	-	-	-	-
88	D-16-0034161	Dec 02 '16	GAA '16 RA 10717	5010402001	938,880.00	-	-	938,880.00	938,880.00	-	-	938,880.00	-	-	-	-
89	D-16-0034335	Dec 05 '16	GAA '16 RA 10717	5010402002	2,717,739.00	-	-	2,717,739.00	2,717,739.00	-	-	2,717,739.00	-	-	-	-
90	D-16-0037592	Dec 23 '16	GAA '16 RA 10717	5010402002	1,967,034.00	-	-	1,967,034.00	1,967,034.00	-	-	1,967,034.00	-	-	-	-
91																
	Sub-total				34,919,451,651.00	2,530,700,000.00	11,952,161,196.00	49,402,312,847.00	34,901,036,116.55	2,436,336,195.05	11,939,570,489.97	49,276,942,801.57	18,415,534.45	94,363,804.95	12,590,706.03	125,370,045.43
	B. Sub-allotments received from Central Office/Regional Office															
1																
2																
3																
4																
5																
6																
	Sub-Total				-	-	-	-	-	-	-	-	-	-	-	-
	Total Allotments				34,919,451,651.00	2,530,700,000.00	11,952,161,196.00	49,402,312,847.00	34,901,036,116.55	2,436,336,195.05	11,939,570,489.97	49,276,942,801.57	18,415,534.45	94,363,804.95	12,590,706.03	125,370,045.43

List of Allotments and Sub-Allotments
As of Quarter Ending 31 December 2016

Department: National Defense
Agency/OU: General Headquarters, AFP
Organization Code (UACS): 17 010 1700001

X	Current Year Appropriation
	Continuing Appropriation
	Supplemental Appropriation

Prepared By:



BGEN ANASTACIO C CABADING JR AFP
Chief, AFP Management and Fiscal Office


List of Allotments and Sub-Allotments
As of Quarter Ending 31 December 2016

Department: National Defense
Agency/OU: General Headquarters, AFP
Organization Code (UACS): 17 010 1700001
Funding Source 101 101 Continuing Appropriation

	Current Year Appropriation
X	Continuing Appropriation
	Supplemental Appropriation

10	Allotments/Sub-Allotments		Funding Source		Allotments Sub-Allotments received from DBM				Sub-Allotment to Operating Units				Total Allotments/Net of Sub-Allotments				
	Number	Date	Description	UACS Code	PS	MOOE	CO	TOTAL	PS	MOOE	CO	TOTAL	PS	MOOE	CO	TOTAL	
																	6
A. Allotments received from DBM																	
11	GAA '15 RA 10651	Dec 29 '14	GAA '15 RA 10651	502/506	-	160,017,729.17	3,167,649,286.90	3,327,667,016.07	-	159,885,455.40	3,076,712,166.90	3,236,597,622.30	-	132,273.77	90,937,120.00	91,069,393.77	
12	D-15-010013	Jul 20 '15	Contingent Fund	5020000000	-	30,771,291.35	-	30,771,291.35	-	30,061,042.00	-	30,061,042.00	-	710,249.35	-	710,249.35	
13	GAA '15 RA 10651	Dec 29 '14	GAA '15 RA 10651	5020000000	-	7,055,531.92	-	7,055,531.92	-	7,055,531.92	-	7,055,531.92	-	-	-	0.00	
14	D-15-0010042	Jul 21 '15	Automatic Approp	5060000000	-	-	748,378,348.00	748,378,348.00	-	-	-	-	-	-	748,378,348.00	748,378,348.00	
15	D-16-0000170	Jan 21 '15	GAA '15 RA 10651	5060000000	-	-	864,320,000.00	864,320,000.00	-	-	863,199,550.00	863,199,550.00	-	-	1,120,450.00	1,120,450.00	
16	D-16-0001973	Mar 04 '16	GAA '15 RA 10717	5060000000	-	-	73,342,222.00	73,342,222.00	-	-	73,026,728.25	73,026,728.25	-	-	315,493.75	315,493.75	
17	D-16-0006345	Mar 17 '16	GAA '15 RA 10717	5060000000	-	-	804,564,413.00	804,564,413.00	-	-	804,564,413.00	804,564,413.00	-	-	-	-	
18	D-16-0011764	Apr 27 '16	GAA '15 RA 10717	5060000000	-	-	712,069,100.00	712,069,100.00	-	-	712,069,100.00	712,069,100.00	-	-	-	-	
19	D-16-0017280	May 25 '16	GAA '15 RA 10717	5060000000	-	-	722,674,522.00	722,674,522.00	-	-	722,674,522.00	722,674,522.00	-	-	-	-	
20	D-16-0017279	May 25 '16	GAA '15 RA 10717	5060000000	-	-	24,000,000.00	24,000,000.00	-	-	24,000,000.00	24,000,000.00	-	-	-	-	
21	D-16-0017282	May 25 '16	GAA '15 RA 10717	5060000000	-	-	445,717,924.00	445,717,924.00	-	-	445,717,924.00	445,717,924.00	-	-	-	-	
22	D-16-0017283	May 25 '16	GAA '15 RA 10717	5060000000	-	-	229,370,175.00	229,370,175.00	-	-	229,370,174.79	229,370,174.79	-	-	0.21	0.21	
13																	
14																	
15																	
16																	
17																	
	Sub-total					0.00	197,844,552.44	7,792,085,990.90	7,989,930,543.34	0.00	197,002,029.32	6,951,334,578.94	7,148,336,608.26	0.00	842,523.12	840,751,411.96	841,593,935.08
B. Sub-allotments received from Central Office/Regional Office																	
1																	
2																	
3																	
4																	
5																	
6																	
	Sub-Total					-	-	-	-		-	-	-		-	-	
	Total Allotments					0.00	197,844,552.44	7,792,085,990.90	7,989,930,543.34	0.00	197,002,029.32	6,951,334,578.94	7,148,336,608.26	0.00	842,523.12	840,751,412.17	841,593,935.08

Prepared By:


BGEN ANASTACIO C. CAEADING JR. AFP
Chief, AFP Management and Fiscal Office

List of Allotments and Sub-Allotments
As of Quarter Ending 31 December 2016

Department: National Defense

Agency/OU: General Headquarters, AFP

Organization Code (UACS): 17 010 1700001

Funding: 101 101

	Current Year Appropriation
	Continuing Appropriation
X	Supplemental Appropriation

No.	Allotments/Sub-Allotments		Funding Source		AllotmentsSub-Allotments received from DBM				Sub-Allotment to Operating Units				Total Allotments/Net of Sub-Allotments			
	Number	Date	Description	UACS Code	PS	MOOE	CO	TOTAL	PS	MOOE	CO	TOTAL	PS	MOOE	CO	TOTAL
A. Allotments received from DBM																
01	D-16-000090	Jan 14, '16	PGF, FY '16 GAA	5010402001	2,065,361.00	-	-	2,065,361.00	2,065,361.00	-	-	2,065,361.00	-	-	-	-
02	D-16-000145	Jan 19, '16	PGF, FY '16 GAA	5010402002	6,491,108.00	-	-	6,491,108.00	6,491,108.00	-	-	6,491,108.00	-	-	-	-
03	D-16-000157	Jan 20, '16	PGF, FY '16 GAA	5010403001	812,465.00	-	-	812,465.00	812,465.00	-	-	812,465.00	-	-	-	-
04	D-16-000158	Jan 20, '16	PGF, FY '16 GAA	5010402001	1,894,274.00	-	-	1,894,274.00	1,894,274.00	-	-	1,894,274.00	-	-	-	-
05	D-16-0000328	Jan 22, '16	PGF, FY '16 GAA	5010402202	19,568,070.00	-	-	19,568,070.00	19,568,070.00	-	-	19,568,070.00	-	-	-	-
06	D-16-0000337	Jan 25, '16	PGF, FY '16 GAA	5010402002	482,085.00	-	-	482,085.00	482,085.00	-	-	482,085.00	-	-	-	-
08	D-16-0000391	Jan 27, '16	PGF, FY '16 GAA	5010403001	582,380.00	-	-	582,380.00	582,380.00	-	-	582,380.00	-	-	-	-
09	D-16-0000399	Jan 27, '16	PGF, FY '16 GAA	5010401003	109,025,455.00	-	-	109,025,455.00	109,025,455.00	-	-	109,025,455.00	-	-	-	-
10	D-16-0000400	Jan 27, '16	PGF, FY '16 GAA	5010400000	35,747,844.00	-	-	35,747,844.00	35,747,844.00	-	-	35,747,844.00	-	-	-	-
11	D-16-0000471	Jan 28, '16	PGF, FY '16 GAA	5010402002	84,511,226.00	-	-	84,511,226.00	84,511,226.00	-	-	84,511,226.00	-	-	-	-
13	D-16-0000525	Feb 01, '16	PGF, FY '16 GAA	5010402001	598,926.00	-	-	598,926.00	598,926.00	-	-	598,926.00	-	-	-	-
14	D-16-0000526	Feb 01, '16	PGF, FY '16 GAA	5010403002	246,987.00	-	-	246,987.00	246,987.00	-	-	246,987.00	-	-	-	-
15	D-16-0000528	Feb 01, '16	PGF, FY '16 GAA	5010402002	29,058,981.00	-	-	29,058,981.00	29,058,981.00	-	-	29,058,981.00	-	-	-	-
16	D-16-0000531	Feb 01, '16	PGF, FY '16 GAA	5010402002	79,838,432.00	-	-	79,838,432.00	79,838,432.00	-	-	79,838,432.00	-	-	-	-
17	D-16-0000559	Feb 01, '16	PGF, FY '16 GAA	5010402002	26,668,185.00	-	-	26,668,185.00	26,668,185.00	-	-	26,668,185.00	-	-	-	-
18	D-16-0000656	Feb 05, '16	PGF, FY '16 GAA	5010403001	240,661.00	-	-	240,661.00	240,661.00	-	-	240,661.00	-	-	-	-
19	D-16-0000674	Feb 05, '16	PGF, FY '16 GAA	5010402002	3,037,528.00	-	-	3,037,528.00	3,037,528.00	-	-	3,037,528.00	-	-	-	-
20	D-16-0000777	Feb 12, '16	PGF, FY '16 GAA	5010402002	76,224,129.00	-	-	76,224,129.00	76,224,129.00	-	-	76,224,129.00	-	-	-	-
21	D-16-0000876	Feb 18, '16	PGF, FY '16 GAA	5010402002	59,013,424.00	-	-	59,013,424.00	59,013,424.00	-	-	59,013,424.00	-	-	-	-
22	D-16-0000946	Feb 22, '16	PGF, FY '16 GAA	5010403001	562,781.00	-	-	562,781.00	562,781.00	-	-	562,781.00	-	-	-	-
23	D-16-0000949	Feb 22, '16	PGF, FY '16 GAA	5010402002	11,271,478.00	-	-	11,271,478.00	11,271,478.00	-	-	11,271,478.00	-	-	-	-
24	D-16-0000951	Feb 22, '16	PGF, FY '16 GAA	5010403002	5,177,335.00	-	-	5,177,335.00	5,177,335.00	-	-	5,177,335.00	-	-	-	-
25	D-16-0000992	Feb 23, '16	PGF, FY '16 GAA	5010402002	116,126,478.00	-	-	116,126,478.00	116,126,478.00	-	-	116,126,478.00	-	-	-	-
27	D-16-0001176	Mar 01, '16	PGF, FY '16 GAA	5010000000	2,344,076.00	-	-	2,344,076.00	2,344,076.00	-	-	2,344,076.00	-	-	-	-
				5010403001	864,103.50	-	-			-	-		-	-	-	-
				5010402001	1,479,972.50	-	-			-	-		-	-	-	-
28	D-16-0001177	Mar 01, '16	PGF, FY '16 GAA	5010403002	11,038,384.00	-	-	11,038,384.00	11,038,384.00	-	-	11,038,384.00	-	-	-	-
29	D-16-0001608	Mar 03, '16	PGF, FY '16 GAA	5010402002	6,455,194.00	-	-	6,455,194.00	6,455,194.00	-	-	6,455,194.00	-	-	-	-
30	D-16-0001625	Mar 03, '16	MPBF FY '16 GAA	5010499006	113,278,000.00	-	-	113,278,000.00	100,926,213.57	-	-	100,926,213.57	12,351,786.43	-	-	12,351,786.43
31	D-16-0001644	Mar 03, '16	Automatic Approp	5010301000	1,779,000.00	-	-	1,779,000.00	1,779,000.00	-	-	1,779,000.00	-	-	-	-
32	D-16-0001873	Mar 04, '16	MPBF FY '16 GAA	5010403001	138,630.00	-	-	138,630.00	138,630.00	-	-	138,630.00	-	-	-	-
33	D-16-0001910	Mar 04, '16	MPBF FY '16 GAA	5010402001	798,518.00	-	-	798,518.00	798,518.00	-	-	798,518.00	-	-	-	-
34	D-16-0001966	Mar 04, '16	PGF, FY '16 GAA	5010402002	92,298,845.00	-	-	92,298,845.00	92,298,845.00	-	-	92,298,845.00	-	-	-	-
35	D-16-0006097	Mar 17, '16	PGF, FY '16 GAA	5010402002	101,029,336.00	-	-	101,029,336.00	101,029,336.00	-	-	101,029,336.00	-	-	-	-
37	D-16-0006533	Mar 18, '16	PGF, FY '16 GAA	5010402002	531,267.00	-	-	531,267.00	531,267.00	-	-	531,267.00	-	-	-	-
38	D-16-0006535	Mar 18, '16	PGF, FY '16 GAA	5010402002	3,089,643.00	-	-	3,089,643.00	3,089,643.00	-	-	3,089,643.00	-	-	-	-
39	D-16-0006598	Mar 18, '16	PGF, FY '16 GAA	5010403002	4,864,570.00	-	-	4,864,570.00	4,864,570.00	-	-	4,864,570.00	-	-	-	-
40	D-16-0007263	Mar 22, '16	PGF, FY '16 GAA	5010402002	5,857,241.00	-	-	5,857,241.00	5,857,241.00	-	-	5,857,241.00	-	-	-	-
41	D-16-0007281	Mar 22, '16	PGF, FY '16 GAA	5010403002	2,590,453.00	-	-	2,590,453.00	2,590,453.00	-	-	2,590,453.00	-	-	-	-
42	D-16-0007841	Mar 28, '16	PGF, FY '16 GAA	5010402001	72,732.00	-	-	72,732.00	72,732.00	-	-	72,732.00	-	-	-	-
43	D-16-0007852	Mar 28, '16	PGF, FY '16 GAA	5010402002	62,552,298.00	-	-	62,552,298.00	62,552,298.00	-	-	62,552,298.00	-	-	-	-
44	D-16-0008404	Mar 31, '16	PGF, FY '16 GAA	5010403002	2,574,848.00	-	-	2,574,848.00	2,574,848.00	-	-	2,574,848.00	-	-	-	-
45	D-16-0008407	Mar 31, '16	PGF, FY '16 GAA	5010402002	57,946,365.00	-	-	57,946,365.00	57,946,365.00	-	-	57,946,365.00	-	-	-	-
46	D-16-0008576	Apr 01, '16	PGF, FY '16 GAA	5010402002	3,087,651.00	-	-	3,087,651.00	3,087,651.00	-	-	3,087,651.00	-	-	-	-

List of Allotments and Sub-Allotments
As of Quarter Ending 31 December 2016

Department: National Defense Agency/OU: General Headquarters, AFP Organization Code (UACS): 17 010 1700001										Current Year Appropriation						
										Continuing Appropriation		Supplemental Appropriation				
										X						
47	D-16-0009488	Apr 07 '16	PGF, FY '16 GAA	5010402001	1,015,060.00	-	-	1,015,060.00	1,015,060.00	-	-	1,015,060.00	-	-	-	-
48	D-16-0008757	Apr 04 '16	PGF, FY '16 GAA	5010403001	808,649.00	-	-	808,649.00	808,649.00	-	-	808,649.00	-	-	-	-
49	D-16-0010026	Apr 13 '16	PGF, FY '16 GAA	5010403002	1,757,316.00	-	-	1,757,316.00	1,757,316.00	-	-	1,757,316.00	-	-	-	-
50	D-16-0010044	Apr 13 '16	PGF, FY '16 GAA	5010403001	543,385.00	-	-	543,385.00	543,385.00	-	-	543,385.00	-	-	-	-
51	D-16-0010124	Apr 14 '16	PGF, FY '16 GAA	5010402002	1,260,334.00	-	-	1,260,334.00	1,260,334.00	-	-	1,260,334.00	-	-	-	-
52	D-16-0010126	Apr 14 '16	PGF, FY '16 GAA	5010402002	6,865,568.00	-	-	6,865,568.00	6,865,568.00	-	-	6,865,568.00	-	-	-	-
53	D-16-0010221	Apr 15 '16	PGF, FY '16 GAA	5010402002	26,361,150.00	-	-	26,361,150.00	26,361,150.00	-	-	26,361,150.00	-	-	-	-
54	D-16-0010229	Apr 15 '16	PGF, FY '16 GAA	5010402002	1,253,199.00	-	-	1,253,199.00	1,253,199.00	-	-	1,253,199.00	-	-	-	-
55	D-16-0010678	Apr 18 '16	PGF, FY '16 GAA	5010403002	4,437,216.00	-	-	4,437,216.00	4,437,216.00	-	-	4,437,216.00	-	-	-	-
56	D-16-0010679	Apr 18 '16	PGF, FY '16 GAA	5010402002	93,205,981.00	-	-	93,205,981.00	93,205,981.00	-	-	93,205,981.00	-	-	-	-
57	D-16-0011417	Apr 18 '16	PGF, FY '16 GAA	5010402001	798,568.00	-	-	798,568.00	798,568.00	-	-	798,568.00	-	-	-	-
58	D-16-0011678	Apr 26 '16	PGF, FY '16 GAA	5010403002	2,761,661.00	-	-	2,761,661.00	2,761,661.00	-	-	2,761,661.00	-	-	-	-
59	D-16-0011683	Apr 26 '16	PGF, FY '16 GAA	5010402002	36,439,515.00	-	-	36,439,515.00	36,439,515.00	-	-	36,439,515.00	-	-	-	-
60	D-16-0012127	May 03 '16	PGF, FY '16 GAA	5010403002	6,647,417.00	-	-	6,647,417.00	6,647,417.00	-	-	6,647,417.00	-	-	-	-
61	D-16-0012283	May 04 '16	PGF, FY '16 GAA	5010402002	64,412,058.00	-	-	64,412,058.00	64,412,058.00	-	-	64,412,058.00	-	-	-	-
62	D-16-0012318	May 04 '16	PGF, FY '16 GAA	5010402002	3,257,385.00	-	-	3,257,385.00	3,257,385.00	-	-	3,257,385.00	-	-	-	-
63	D-16-0012785	May 06 '16	PGF, FY '16 GAA	5010402002	38,679,211.00	-	-	38,679,211.00	38,679,211.00	-	-	38,679,211.00	-	-	-	-
64	D-16-0012787	May 06 '16	PGF, FY '16 GAA	5010403002	2,640,390.00	-	-	2,640,390.00	2,640,390.00	-	-	2,640,390.00	-	-	-	-
65	D-16-0012800	May 06 '16	MPBF FY '16 GAA	5010214000	79,898,256.00	-	-	79,898,256.00	79,898,256.00	-	-	79,898,256.00	-	-	-	-
66	D-16-0014521	May 11 '16	PGF, FY '16 GAA	5010402002	24,156,872.00	-	-	24,156,872.00	24,156,872.00	-	-	24,156,872.00	-	-	-	-
67	D-16-0014524	May 11 '16	PGF, FY '16 GAA	5010403002	901,648.00	-	-	901,648.00	901,648.00	-	-	901,648.00	-	-	-	-
68	D-16-0015995	May 17 '16	PGF, FY '16 GAA	5010402002	42,278,150.00	-	-	42,278,150.00	42,278,150.00	-	-	42,278,150.00	-	-	-	-
69	D-16-0016556	May 20 '16	PGF, FY '16 GAA	5010402002	514,384.00	-	-	514,384.00	514,384.00	-	-	514,384.00	-	-	-	-
70	D-16-0016832	May 23 '16	PGF, FY '16 GAA	5010402002	47,367,522.00	-	-	47,367,522.00	47,367,522.00	-	-	47,367,522.00	-	-	-	-
71	D-16-0016909	May 23 '16	PGF, FY '16 GAA	5010402002	293,767.00	-	-	293,767.00	293,767.00	-	-	293,767.00	-	-	-	-
72	D-16-0017610	May 30 '16	PGF, FY '16 GAA	5010402002	39,438,165.00	-	-	39,438,165.00	39,438,165.00	-	-	39,438,165.00	-	-	-	-
73	D-16-0017813	May 31 '16	PGF, FY '16 GAA	5010403002	7,596,581.00	-	-	7,596,581.00	7,596,581.00	-	-	7,596,581.00	-	-	-	-
74	D-16-0017815	May 31 '16	PGF, FY '16 GAA	5010403001	309,735.00	-	-	309,735.00	309,735.00	-	-	309,735.00	-	-	-	-
75	D-16-0017817	May 31 '16	PGF, FY '16 GAA	5010402002	1,293,624.00	-	-	1,293,624.00	1,293,624.00	-	-	1,293,624.00	-	-	-	-
76	D-16-0017823	May 31 '16	PGF, FY '16 GAA	5010402002	1,393,446.00	-	-	1,393,446.00	1,393,446.00	-	-	1,393,446.00	-	-	-	-
77	D-16-0017832	May 31 '16	PGF, FY '16 GAA	5010402002	21,230,381.00	-	-	21,230,381.00	21,230,381.00	-	-	21,230,381.00	-	-	-	-
78	D-16-0018213	June 6, '16	PGF, FY '16 GAA	5010402002	34,776,375.00	-	-	34,776,375.00	34,776,375.00	-	-	34,776,375.00	-	-	-	-
79	D-16-0018247	June 6, '16	PGF, FY '16 GAA	5010402002	1,694,751.00	-	-	1,694,751.00	1,694,751.00	-	-	1,694,751.00	-	-	-	-
80	D-16-0018346	June 8, '16	PGF, FY '16 GAA	5010403002	7,967,983.00	-	-	7,967,983.00	7,967,983.00	-	-	7,967,983.00	-	-	-	-
81	D-16-0018373	June 9, '16	PGF, FY '16 GAA	5010402002	9,050,279.00	-	-	9,050,279.00	9,050,279.00	-	-	9,050,279.00	-	-	-	-
82	D-16-0018376	June 9, '16	PGF, FY '16 GAA	5010402002	36,943,805.00	-	-	36,943,805.00	36,943,805.00	-	-	36,943,805.00	-	-	-	-
83	D-16-0019080	June 17, '16	PGF, FY '16 GAA	5010402002	34,907,440.00	-	-	34,907,440.00	34,907,440.00	-	-	34,907,440.00	-	-	-	-
84	D-16-0019152	June 20, '16	PGF, FY '16 GAA	5010403001	236,085.00	-	-	236,085.00	236,085.00	-	-	236,085.00	-	-	-	-
85	D-16-0019215	June 21, '16	PGF, FY '16 GAA	5010403001	575,484.00	-	-	575,484.00	575,484.00	-	-	575,484.00	-	-	-	-
86	D-16-0019225	June 21, '16	PGF, FY '16 GAA	5010402002	30,050,977.00	-	-	30,050,977.00	30,050,977.00	-	-	30,050,977.00	-	-	-	-
87	D-16-0019260	June 22, '16	PGF, FY '16 GAA	5010402002	15,406,109.00	-	-	15,406,109.00	15,406,109.00	-	-	15,406,109.00	-	-	-	-
46	D-16-0019395	Jun 23 '16	GAA '16 RA 10717	5060000000	-	-	30,000,000.00	30,000,000.00	-	-	-	-	-	30,000,000.00	30,000,000.00	
47	D-16-0019396	Jun 23 '16	GAA '16 RA 10717	5060000000	-	-	30,000,000.00	30,000,000.00	-	-	-	-	-	30,000,000.00	30,000,000.00	
88	D-16-0019532	June 28, '16	PGF, FY '16 GAA	5010402002	26,855,469.00	-	-	26,855,469.00	26,855,469.00	-	-	26,855,469.00	-	-	-	-
89	D-16-0019535	June 28, '16	PGF, FY '16 GAA	5010403001	515,742.00	-	-	515,742.00	515,742.00	-	-	515,742.00	-	-	-	-
90	D-16-0019540	June 28, '16	PGF, FY '16 GAA	5010403002	343,554.00	-	-	343,554.00	343,554.00	-	-	343,554.00	-	-	-	-
91	D-16-0019557	June 28, '16	PGF, FY '16 GAA	5010402002	705,537.00	-	-	705,537.00	705,537.00	-	-	705,537.00	-	-	-	-
92	D-16-0019571	June 29, '16	PGF, FY '16 GAA	5010402002	14,324,683.00	-	-	14,324,683.00	14,324,683.00	-	-	14,324,683.00	-	-	-	-
93	D-16-0020244	July 14, '16	PGF, FY '16 GAA	5010402002	7,115,220.00	-	-	7,115,220.00	7,115,220.00	-	-	7,115,220.00	-	-	-	-
94	D-16-0020265	July 14, '16	PGF, FY '16 GAA	5010402002	20,902,871.00	-	-	20,902,871.00	20,902,871.00	-	-	20,902,871.00	-	-	-	-
95	D-16-0020266	July 14, '16	PGF, FY '16 GAA	5010402002	39,303,425.00	-	-	39,303,425.00	39,303,425.00	-	-	39,303,425.00	-	-	-	-
96	D-16-0020283	July 14, '16	PGF, FY '16 GAA	5010402002	2,142,380.00	-	-	2,142,380.00	2,142,380.00	-	-	2,142,380.00	-	-	-	-


List of Allotments and Sub-Allotments
As of Quarter Ending 31 December 2016

Department: National Defense										Current Year Appropriation						
Agency/OU: General Headquarters, AFP										Continuing Appropriation						
Organization Code (UACS): 17 010 1700001										Supplemental Appropriation						
										X						
97	D-16-0020353	July 15, '16	PGF, FY '16 GAA	5010403002	2,655,302.00	-	-	2,655,302.00	2,655,302.00	-	-	2,655,302.00	-	-	-	-
98	D-16-0020237	July 15, '16	PGF, FY '16 GAA	5010402002	271,903.00	-	-	271,903.00	271,903.00	-	-	271,903.00	-	-	-	-
99	D-16-0020448	July 15, '16	Automatic Approp	5021501000	-	332,969,030.00	-	332,969,030.00	-	332,969,030.00	-	332,969,030.00	-	-	-	-
100	D-16-0020906	July 22, '16	PGF, FY '16 GAA	5010403001	593,934.00	-	-	593,934.00	593,934.00	-	-	593,934.00	-	-	-	-
101	D-16-0020827	July 21, '16	PGF, FY '16 GAA	5010402002	52,571,267.00	-	-	52,571,267.00	52,571,267.00	-	-	52,571,267.00	-	-	-	-
102	D-16-0020799	July 21, '16	PGF, FY '16 GAA	5010403002	106,702.00	-	-	106,702.00	106,702.00	-	-	106,702.00	-	-	-	-
103	D-16-0021041	July 25, '16	PGF, FY '16 GAA	5010402002	194,216.00	-	-	194,216.00	194,216.00	-	-	194,216.00	-	-	-	-
104	D-16-0021083	July 25, '16	PGF, FY '16 GAA	5010402002	15,089,266.00	-	-	15,089,266.00	15,089,266.00	-	-	15,089,266.00	-	-	-	-
105	D-16-0021628	July 29, '16	PGF, FY '16 GAA	5010402002	1,768,953.00	-	-	1,768,953.00	1,768,953.00	-	-	1,768,953.00	-	-	-	-
106	D-16-0021134	July 26, '16	PGF, FY '16 GAA	5010402002	8,353,388.00	-	-	8,353,388.00	8,353,388.00	-	-	8,353,388.00	-	-	-	-
107	D-16-0021190	July 26, '16	PGF, FY '16 GAA	5010403001	65,931.00	-	-	65,931.00	65,931.00	-	-	65,931.00	-	-	-	-
108	D-16-0021847	Aug 02, '16	PGF, FY '16 GAA	5010402002	36,165,815.00	-	-	36,165,815.00	36,165,815.00	-	-	36,165,815.00	-	-	-	-
109	D-16-0023916	Aug 18, '16	PGF, FY '16 GAA	5010402002	103,122,031.00	-	-	103,122,031.00	103,122,031.00	-	-	103,122,031.00	-	-	-	-
110	D-16-0023772	Aug 18, '16	PGF, FY '16 GAA	5010402002	35,764,038.00	-	-	35,764,038.00	35,764,038.00	-	-	35,764,038.00	-	-	-	-
111	D-16-0023755	Aug 18, '16	PGF, FY '16 GAA	5010402002	1,875,831.00	-	-	1,875,831.00	1,875,831.00	-	-	1,875,831.00	-	-	-	-
112	D-16-0023759	Aug 18, '16	PGF, FY '16 GAA	5010402002	10,731,098.00	-	-	10,731,098.00	10,731,098.00	-	-	10,731,098.00	-	-	-	-
113	D-16-0023756	Aug 18, '16	PGF, FY '16 GAA	5010403002	1,893,948.00	-	-	1,893,948.00	1,893,948.00	-	-	1,893,948.00	-	-	-	-
114	D-16-0023845	Aug 18, '16	PGF, FY '16 GAA	5010403001	154,544.00	-	-	154,544.00	154,544.00	-	-	154,544.00	-	-	-	-
115	D-16-0024087	Aug 22, '16	PGF, FY '16 GAA	5010403001	345,007.00	-	-	345,007.00	345,007.00	-	-	345,007.00	-	-	-	-
116	D-16-0024758	Aug 25, '16	PGF, FY '16 GAA	5010402002	29,615,834.00	-	-	29,615,834.00	29,615,834.00	-	-	29,615,834.00	-	-	-	-
117	D-16-0024727	Aug 25, '16	PGF, FY '16 GAA	5010403001	363,837.00	-	-	363,837.00	363,837.00	-	-	363,837.00	-	-	-	-
118	D-16-0025071	Aug 30, '16	PGF, FY '16 GAA	5010403001	831,332.00	-	-	831,332.00	831,332.00	-	-	831,332.00	-	-	-	-
119	D-16-0026138	Sep 09, '16	PGF, FY '16 GAA	5010402002	2,887,135.00	-	-	2,887,135.00	2,887,135.00	-	-	2,887,135.00	-	-	-	-
120	D-16-0026154	Sep 09, '16	PGF, FY '16 GAA	5010402002	10,259,840.00	-	-	10,259,840.00	10,259,840.00	-	-	10,259,840.00	-	-	-	-
121	D-16-0026186	Sep 13, '16	PGF, FY '16 GAA	5010402002	103,161,927.00	-	-	103,161,927.00	103,161,927.00	-	-	103,161,927.00	-	-	-	-
122	D-16-0026917	Sep 22, '16	PGF, FY '16 GAA	5010402002	1,333,628.00	-	-	1,333,628.00	1,333,628.00	-	-	1,333,628.00	-	-	-	-
123	D-16-0027136	Sep 23, '16	PGF, FY '16 GAA	5010403001	105,551.00	-	-	105,551.00	105,551.00	-	-	105,551.00	-	-	-	-
124	D-16-0027144	Sep 23, '16	PGF, FY '16 GAA	5010402002	984,510.00	-	-	984,510.00	984,510.00	-	-	984,510.00	-	-	-	-
125	D-16-0027219	Sep 26, '16	PGF, FY '16 GAA	5010402002	56,755,673.00	-	-	56,755,673.00	56,755,673.00	-	-	56,755,673.00	-	-	-	-
126	D-16-0027585	Sep 30, '16	MPBF PBB	5010299014/15	98,994,200.00	-	-	98,994,200.00	98,994,200.00	-	-	98,994,200.00	-	-	-	-
127	D-16-0027918	Oct 05, '16	PGF, FY '16 GAA	5010402002	7,735,783.00	-	-	7,735,783.00	7,735,783.00	-	-	7,735,783.00	-	-	-	-
128	D-16-0027919	Oct 05, '16	PGF, FY '16 GAA	5010402002	2,157,392.00	-	-	2,157,392.00	2,157,392.00	-	-	2,157,392.00	-	-	-	-
129	D-16-0027947	Oct 05, '16	PGF, FY '16 GAA	5010403001	827,157.00	-	-	827,157.00	827,157.00	-	-	827,157.00	-	-	-	-
130	D-16-0027953	Oct 05, '16	PGF, FY '16 GAA	5010402002	54,943,076.00	-	-	54,943,076.00	54,943,076.00	-	-	54,943,076.00	-	-	-	-
131	D-16-0028304	Oct 05, '16	PGF, FY '16 GAA	5010403001	491,913.00	-	-	491,913.00	491,913.00	-	-	491,913.00	-	-	-	-
132	D-16-0028341	Oct 11, '16	Automatic Approp	5060000000	-	863,409,697.00	-	863,409,697.00	-	863,409,697.00	-	863,409,697.00	-	-	-	-
133	D-16-0028830	Oct 17, '16	PGF, FY '16 GAA	5010401002	133,642,637.00	-	-	133,642,637.00	133,642,637.00	-	-	133,642,637.00	-	-	-	-
134	D-16-0029003	Oct 18, '16	PGF, FY '16 GAA	5010403002	17,244,369.00	-	-	17,244,369.00	17,244,369.00	-	-	17,244,369.00	-	-	-	-
135	D-16-0029407	Oct 19, '16	PGF, FY '16 GAA	5010403002	3,361,740.00	-	-	3,361,740.00	3,361,740.00	-	-	3,361,740.00	-	-	-	-
136	D-16-0029082	Oct 19, '16	PGF, FY '16 GAA	5010403001	3,251,120.00	-	-	3,251,120.00	3,251,120.00	-	-	3,251,120.00	-	-	-	-
				5010403001	828,360.22	-	-	-	-	-	-	-	-	-	-	-
				5010402001	2422759.74	-	-	-	-	-	-	-	-	-	-	-
137	D-16-0029160	Oct 20, '16	PGF, FY '16 GAA	5010402002	35,340,483.00	-	-	35,340,483.00	35,340,483.00	-	-	35,340,483.00	-	-	-	-
138	D-16-0029708	Oct 27, '16	PGF, FY '16 GAA	5010403002	2,589,234.00	-	-	2,589,234.00	2,589,234.00	-	-	2,589,234.00	-	-	-	-
0	D-16-0029886	Oct 28, '16	PGF, FY '16 GAA	5010402002	16,209,084.00	-	-	16,209,084.00	16,209,084.00	-	-	16,209,084.00	-	-	-	-
140	D-16-0029891	Oct 28, '16	PGF, FY '16 GAA	5010402002	509,861.00	-	-	509,861.00	509,861.00	-	-	509,861.00	-	-	-	-
141	D-16-0030000	Nov 02, '16	PGF, FY '16 GAA	5010401002	28,132,286.00	-	-	28,132,286.00	28,132,286.00	-	-	28,132,286.00	-	-	-	-
142	D-16-0030782	Nov 09, '16	PGF, FY '16 GAA	5010402002	789,165.00	-	-	789,165.00	789,165.00	-	-	789,165.00	-	-	-	-
143	D-16-0030813	Nov 10, '16	PGF, FY '16 GAA	5010402002	141,810.00	-	-	141,810.00	141,810.00	-	-	141,810.00	-	-	-	-
144	D-16-0030821	Nov 10, '16	PGF, FY '16 GAA	5010402002	138,633,594.00	-	-	138,633,594.00	138,633,594.00	-	-	138,633,594.00	-	-	-	-
145	D-16-0030908	Nov 10, '16	PGF, FY '16 GAA	5010403001	323,425.00	-	-	323,425.00	323,425.00	-	-	323,425.00	-	-	-	-
146	D-16-0031595	Nov 16, '16	PGF, FY '16 GAA	5010403001	161,826.00	-	-	161,826.00	161,826.00	-	-	161,826.00	-	-	-	-

List of Allotments and Sub-Allotments
As of Quarter Ending 31 December 2016

Department: National Defense										Current Year Appropriation						
Agency/OU: General Headquarters, AFP										Continuing Appropriation						
Organization Code (UACS): 17 010 1700001										Supplemental Appropriation						
										X						
147	D-16-0031598	Nov 16, '16	PGF, FY '16 GAA	5010403002	10,516,767.00	-	-	10,516,767.00	10,516,767.00	-	-	10,516,767.00	-	-	-	-
148	D-16-0031928	Nov 17, '16	PGF, FY '16 GAA	5010402002	381,393.00	-	-	381,393.00	381,393.00	-	-	381,393.00	-	-	-	-
149	D-16-0031938	Nov 17, '16	PGF, FY '16 GAA	5010402002	109,042,931.00	-	-	109,042,931.00	109,042,931.00	-	-	109,042,931.00	-	-	-	-
150	D-16-0032201	Nov 17, '16	Automatic Approp	5021501001	-	105,382,140.00	-	105,382,140.00	-	105,382,140.00	-	105,382,140.00	-	-	-	-
151	D-16-0032539	Nov 21, '16	PGF, FY '16 GAA	5010403002	18,780,194.00	-	-	18,780,194.00	18,780,194.00	-	-	18,780,194.00	-	-	-	-
152	D-16-0032661	Nov 21, '16	PGF, FY '16 GAA	5010402002	3,622,995.00	-	-	3,622,995.00	3,622,995.00	-	-	3,622,995.00	-	-	-	-
153	D-16-0032680	Nov 21, '16	PGF, FY '16 GAA	5010402002	43,732,956.00	-	-	43,732,956.00	43,732,956.00	-	-	43,732,956.00	-	-	-	-
154	D-16-0032757	Nov 21, '16	PGF, FY '16 GAA		976,072.00	-	-	976,072.00	976,072.00	-	-	976,072.00	-	-	-	-
				5010403001	283,065.00											
				5010402001	693,007.00											
155	D-16-0032758	Nov 21, '16	PGF, FY '16 GAA	5010402002	82,966,680.00	-	-	82,966,680.00	82,966,680.00	-	-	82,966,680.00	-	-	-	-
156	D-16-0032835	Nov 22, '16	PGF, FY '16 GAA	5010401000	207,433,128.00	-	-	207,433,128.00	207,433,128.00	-	-	207,433,128.00	-	-	-	-
157	D-16-0032860	Nov 22, '16	PGF, FY '16 GAA	5010401000	32,382,650.00	-	-	32,382,650.00	32,382,650.00	-	-	32,382,650.00	-	-	-	-
158	D-16-0033522	Nov 25, '16	PGF, FY '16 GAA	5010403002	3,936,602.00	-	-	3,936,602.00	3,936,602.00	-	-	3,936,602.00	-	-	-	-
159	D-16-0033792	Nov 29, '16	PGF, FY '16 GAA	5010402002	177,876.00	-	-	177,876.00	177,876.00	-	-	177,876.00	-	-	-	-
160	D-16-0033794	Nov 29, '16	PGF, FY '16 GAA	5010402002	70,071,946.00	-	-	70,071,946.00	70,071,946.00	-	-	70,071,946.00	-	-	-	-
161	D-16-0033942	Nov 29, '16	PGF, FY '16 GAA	5010401000	308,366,320.00	-	-	308,366,320.00	308,366,320.00	-	-	308,366,320.00	-	-	-	-
162	D-16-0034110	Dec 02, '16	PGF, FY '16 GAA	5010402002	3,558,060.00	-	-	3,558,060.00	3,558,060.00	-	-	3,558,060.00	-	-	-	-
163	D-16-0034162	Dec 02, '16	PGF, FY '16 GAA	5010402001	109,819.00	-	-	109,819.00	109,819.00	-	-	109,819.00	-	-	-	-
164	D-16-0034269	Dec 02, '16	PGF, FY '16 GAA	5010401000	188,823,376.00	-	-	188,823,376.00	188,823,376.00	-	-	188,823,376.00	-	-	-	-
165	D-16-0034416	Dec 06, '16	PGF, FY '16 GAA	5010401000	10,822,619.00	-	-	10,822,619.00	10,822,619.00	-	-	10,822,619.00	-	-	-	-
166	D-16-0036783	Dec 20, '16	Automatic Approp	5021501001	-	153,930,196.00	-	153,930,196.00	-	153,930,196.00	-	153,930,196.00	-	-	-	-
167	D-16-0038751	Dec 29, '16	Contingent Fund	5020000000	-	81,000,000.00	-	81,000,000.00	-	-	-	-	81,000,000.00	-	81,000,000.00	-
Sub-total					4,104,412,387.00	673,281,366.00	923,409,697.00	5,701,103,450.00	4,092,060,600.57	592,281,366.00	863,409,697.00	5,547,751,663.57	12,351,786.43	81,000,000.00	60,000,000.00	153,351,786.43
B. Sub-allotments received from																
Central Office/Regional Office																
1																
2																
3																
4																
5																
6																
Sub-Total					-	-	-	-	-	-	-	-	-	-	-	-
Total Allotments					4,104,412,387.00	673,281,366.00	923,409,697.00	5,701,103,450.00	4,092,060,600.57	592,281,366.00	863,409,697.00	5,547,751,663.57	12,351,786.43	81,000,000.00	60,000,000.00	153,351,786.43

Prepared By:


BGEN ANASTACIO C CABADING JR AFP
Chief, AFP Management and Fiscal Office


List of Allotments and Sub-Allotments
As of Quarter Ending 31 December 2016

Department: National Defense
Agency/OU: General Headquarters, AFP
Organization Code (UACS): 17 010 1700001
Funding Source 104 107

X	Current Year Appropriation
	Continuing Appropriation
	Supplemental Appropriation

Allotments/Sub-Allotment			Funding Source		Allotments Sub-Allotments received from DBM				Sub-Allotment to Operating Units				Total Allotments/Net of Sub-Allotments			
No.	Number	Date	Description	JACS Code	PS	MOOE	CO	TOTAL	PS	MOOE	CO	TOTAL	PS	MOOE	CO	TOTAL
1	2	3	4	5	6	7	8	9=(6+7+8)	10	11	12	13=(10+11+12)	14=(6-10)	15=(7-11)	16=(8-12)	17=(09-13)
A. Allotments received from DBM																
1	D-16-0006344	Mar 17, '16	Automatic Approp	506000000	-	-	863,409,697.00	863,409,697.00	-	-	863,409,697.00	863,409,697.00	-	-	-	-
2																
3																
4																
5																
6																
7																
8																
9																
	Sub-total				-	-	863,409,697.00	863,409,697.00	-	-	863,409,697.00	863,409,697.00	-	-	0.00	0.00
B. Sub-allotments received from Central Office/Regional Office																
1																
2																
3																
4																
5																
6																
	Sub-Total				-	-	-	-	-	-	-	-	-	-	-	-
	Total Allotments				-	-	863,409,697.00	863,409,697.00	-	-	863,409,697.00	863,409,697.00	-	-	0.00	0.00

Prepared By:



BGEN ANASTACIO C CABADING JR AFP
C, AFP Management and Fiscal Office