

STATEMENT OF APPROVED BUDGET, UTILIZATIONS, DISBURSEMENTS AND BALANCES  
As of the Quarter Ending December 31, 2019

FAR No. 2


Department : DEPARTMENT OF NATIONAL DEFENSE  
Agency : GENERAL HEADQUARTERS  
Reporting Source Code (as clustered) : TRUST RECEIPTS (07 3 08 602)


Particulars	UACS CODE	Approved Budget			Budget Utilization					Disbursements					BALANCES		
		Approved Budgeted Revenue	Adjustments (Additions, Reductions, Realignment)	Adjusted Budgeted Revenue	1st Quarter	2nd Quarter	3rd Quarter	4th Quarter	Total	1st Quarter	2nd Quarter	3rd Quarter	4th Quarter	Total	Unutilized Budget	Due and Demandable / Accounts Payable	Not Yet Due and Demandable
1	2	3	4	5=[3+(-)4]	6	7	8	9	10=(6+7+8+9)	11	12	13	14	15=(11+12+13+14)	16=(5-10)	17	18
Agency Approved Budget																	
General Administration and Support																	
Operations																	
MFO 1 - Military Policy Advisory Services																	
PS																	
MOOE																	
CO																	
GRAND TOTAL																	
		301,733,118		301,733,118	44,420,933.12	33,645,806.48	38,976,675.47	70,487,425.01	187,530,840.08	44,420,933.12	33,645,806.48	38,976,675.47	70,487,425.01	187,530,840.08	114,202,277.45		
		86,431,921		86,431,921	984,400.00	37,113,094.73	25,330,191.56	21,853,585.13	85,281,271.42	984,400.00	37,113,094.73	25,330,191.56	17,064,795.00	80,492,481.29	5,939,440.18		
		388,165,039		388,165,039	45,405,333.12	70,758,901.21	64,306,867.03	92,341,010.14	272,812,111.50	45,405,333.12	70,758,901.21	64,306,867.03	87,552,220.01	268,023,321.37	120,141,717.63		


Certified Correct:

Recommending Approval:

Approved By:

  
NILO B. ABAIGAR, MAIA, CPA  
Chief, AFP Accounting Center

  
THOMAS R. SEDANO JR.  
Major General AFP  
Chief, AFP Office of the Financial Management

  
ERICKSON R. GLORIA  
Lieutenant General AFP  
Acting Vice Chief of Staff, AFP

STATEMENT OF APPROVED BUDGET, UTILIZATIONS, DISBURSEMENTS AND BALANCES  
As of the Quarter Ending \_December 31, 2019

Department : DEPARTMENT OF NATIONAL DEFENSE  
Agency : GENERAL HEADQUARTERS

Funding Source Code (as clustered ) : TRUST RECEIPTS (07 3 08 602)

Particulars	UACS CODE	Approved Budget			Budget Utilization					Disbursements					BALANCES		
		Approved Budgeted Revenue	Adjustments (Additions, Reductions)	Adjusted Budgeted Revenue	1st Quarter	2nd Quarter	3rd Quarter	4th Quarter	Total	1st Quarter	2nd Quarter	3rd Quarter	4th Quarter	Total	Unutilized Budget	Unpaid Utilizations (10-15) = (17+18)	
					Ending March 31	Ending June 30	Ending Sep 30	Ending Dec 31		Ending March 31	Ending June 30	Ending Sept. 30	Ending Dec. 31			Due and Demandable / Accou	Not Yet Due and Dema
1	2	3	4	5=[3+(-)4]	6	7	8	9	10=(6+7+8+9)	11	12	13	14	15=(11+12+13+14)	16=(3-15)	17	18
<b>Summary</b>																	
RFU 72-100		-		-									0	0			
TITLE X		72,713,360		72,713,360	21,004,697.52	6,064,066.09	11,426,639.00	11,996,872.60	50,492,275.21	21,004,697.52	6,064,066.09	15,955,834.00	11,996,872.60	55,021,470.21	17,691,889.71		
TRUST RECEIPT		187,618,687		187,618,687	17,326,136.60	35,160,730.12	30,226,862.00	51,118,549.54	133,832,278.26	17,326,136.60	35,160,730.12	25,697,667.52	46,329,759.41	124,514,293.65	63,104,393.53		
PROVIDENT		70,964,633		70,964,633	7,074,499.00	28,236,710	14,317,362.00	21,336,062.00	70,964,633.00	7,074,499	28,236,710	14,317,362	21,336,062	70,964,633.00	-		
INRF		56,868,359		56,868,359		1,297,395.00	8,336,004.00	7,889,526.00	17,522,925.00		1,297,395	8,336,004	7,889,526.00	17,522,924.51	39,345,434.39		
TOTAL		388,165,039	-	388,165,039	45,405,333.12	70,758,901.21	64,306,867.00	92,341,010.14	272,812,111.47	45,405,333.12	70,758,901.21	64,306,867.03	87,552,220.01	268,023,321.37	120,141,717.63		
<b>GENCY SPECIFIC BUDGET</b>																	
Miscellaneous Income	40609990					(339,711)			(339,711.12)		(339,711)		0	(339,711.12)			
<b>Maintenance &amp; Other Operating Expenses</b>																	
Traveling Expenses	50201000																
Traveling Expenses - Local	50201010				87,246.78	286,648.76			373,895.54	87,246.78	286,648.76			373,895.54			
<b>Training and Scholarship Expenses</b>																	
Training Expenses	50202010				139,218.82		29,301.85		168,520.67	139,218.82		29,301.85		168,520.67			
<b>Supplies and Materials Expenses</b>																	
Office Supplies Expenses	50203010					62,219.40	780,846.55	46,812.60	889,878.55		62,219.40	780,846.55	46,812.60	889,878.55			
Animal/Zoological Supplies Expenses	50203040					749,400.00			749,400.00		749,400.00			749,400.00			
Medical, Dental and Laboratory Supplies Expenses	50203080						113,200.00		113,200.00			113,200.00		113,200.00			
Fuel, Oil and Lubricants Expenses	50203090						1,846,643.51		1,846,643.51			1,846,643.51		1,846,643.51			
Other Supplies and Materials Expenses	50203990					704,750.00	650,018.00	51,800.00	1,406,568.00		704,750.00	650,018.00	51,800.00	1,406,568.00			
Repairs and Maintenance-Buildings	50213040					3,015,721.00	4,028,496.72	1,892,440.00	8,936,657.72		3,015,721.00	4,028,496.72	1,892,440.00	8,936,657.72			
<b>Financial Assistance/Subsidy</b>																	
Subsidy to Operating Units	50214080				7,074,499.00	28,236,710.00	14,317,362.00	21,336,062.00	70,964,633.00	7,074,499.00	28,236,710.00	14,317,362.00	21,336,062.00	70,964,633.00			
<b>Other Maintenance and Operating Expenses</b>																	
Representation	50299030							141,234.36	141,234.36				141,234.36	141,234.36			
Subscription Expense	50299070						1,202,120.00	1,006,500.00	2,208,620.00			1,202,120.00	1,006,500.00	2,208,620.00			

STATEMENT OF APPROVED BUDGET, UTILIZATIONS, DISBURSEMENTS AND BALANCES  
As of the Quarter Ending \_December 31, 2019

Department : DEPARTMENT OF NATIONAL DEFENSE  
Agency : GENERAL HEADQUARTERS

Reporting Source Code (as clustered) : TRUST RECEIPTS (07 3 08 602)

Particulars	UACS CODE	Approved Budget			Budget Utilization					Disbursements					BALANCES		
		Approved Budget Revenue	Adjustments (Addition, Reductions)	Adjusted Budgeted Revenue	1st Quarter	2nd Quarter	3rd Quarter	4th Quarter	Total	1st Quarter	2nd Quarter	3rd Quarter	4th Quarter	Total	Unutilized Budget	Unpaid Utilizations (10-15) = (17+18)	
					Ending March 31	Ending June 30	Ending Sep 30	Ending Dec 31		Ending March 31	Ending June 30	Ending Sept. 30	Ending Dec. 31			Due and Demandable / Accounts	Not Yet Due and Demandable
1	2	3	4	5=[3+(-)4]	6	7	8	9	10=(6+7+8+9)	11	12	13	14	15=(11+12+13+14)	16=(3-15)	17	18
Treasury/Agency Cash Accounts	10104010					339,711.12			339,711.12		339,711.12			339,711.12			
Cash-Treasury/Agency Deposit, Regular																	
Receivable																	
Inter-Agency Receivable																	
Due from National Government Agencies	10303010				11,868,192.00	750,000.00		12,854,291.00	25,472,483.00	11,868,192.00	750,000.00		12,854,291.00	25,472,483.00			
Intra-Agency Receivable																	
Due from Operating Units	10304040				8,152,105.52	198,700.00	1,498,069.00	1,445,426.64	11,294,301.16	8,152,105.52	198,700.00	1,498,069.00	1,445,426.64	11,294,301.16			
Capital Outlays																	
Property, Plant and Equipment Outlay																	
Buildings and Other Structures Outlay	50604040																
Other Structures	10604990					97,100.00			97,100.00		97,100.00			97,100.00			
Inventory Held for Consumption																	
Animal/Zoological Supplies Inventory	10404040					384,725.00			384,725.00		384,725.00			384,725.00			
Semi Expendable Office Equipment	10405020						6,000.00		6,000.00			6,000.00		6,000.00			
Semi Expendable Machinery and Equipment	10405030					3,000.00	653,140.00	104,010.00	760,150.00		3,000.00	653,140.00	104,010.00	760,150.00			
Semi Expendable Communication Equipment	10405070						7,006.00	14,350.00	21,356.00			7,006.00	14,350.00	21,356.00			
Semi Expendable Disaster response and Rescue Equipment	10405080					348,000.00	98,800.00		446,800.00		348,000.00	98,800.00		446,800.00			
Semi Expendable Military, Police And Security Equipment	10405090						1,732,500.00		1,732,500.00			1,732,500.00		1,732,500.00			
Semi Expendable Information and Communications Technology Equipment	10405190					11,440.00	30,832.00	82,875.00	125,147.00		11,440.00	30,832.00	82,875.00	125,147.00			
Semi Expendable Furniture & Fixtures	10406010					3,636,754.85	2,372,061.00	517,050.00	6,525,865.85		3,636,754.85	2,372,061.00	517,050.00	6,525,865.85			
Buildings	10604010						875,756.53		875,756.53			875,756.56		875,756.56			
Machinery and Equipment Outlay																	
Machinery	10605010					1,850,000.00			1,850,000.00		1,850,000.00			1,850,000.00			
Office Equipment	10605020					3,881,303.60	2,734,339.00	214,110.00	6,829,752.60		3,881,303.60	2,734,339.00	214,110.00	6,829,752.60			



STATEMENT OF APPROVED BUDGET, UTILIZATIONS, DISBURSEMENTS AND BALANCES  
As of the Quarter Ending \_December 31, 2019

Department : DEPARTMENT OF NATIONAL DEFENSE  
Agency : GENERAL HEADQUARTERS

Funding Source Code (as clustered ) : TRUST RECEIPTS (07 3 08 602)

Particulars	UACS CODE	Approved Budget			Budget Utilization					Disbursements					BALANCES		
		Approved Budgeted Revenue	Adjustments (Additions, Reductions)	Adjusted Budgeted Revenue	1st Quarter	2nd Quarter	3rd Quarter	4th Quarter		1st Quarter	2nd Quarter	3rd Quarter	4th Quarter		Unutilized Budget	Unpaid Utilizations (10-15) = (17+18)	
					Ending	Ending	Ending	Ending	Total	Ending	Ending	Ending	Ending	Total		Due and Demandable / Accou	Not Yet Due and Demandable
					March 31	June 30	Sep 30	Dec 31		March 31	June 30	Sept. 30	Dec. 31				
1	2	3	4	5=[3+(-)4]	6	7	8	9	10=(6+7+8+9)	11	12	13	14	15=(11+12+13+14)	16=(3-15)	17	18
Information and Communication Technology Equipment	10605030					396,275.00	2,465,527.00	7,038,110.13	9,899,912.13		396,275.00	2,465,527.00	2,249,320.00	5,111,122.00			
Communication Equipment	10605070					133,700.00	361,134.00	4,976,639.00	5,471,473.00		133,700.00	361,134.00	4,976,639.00	5,471,473.00			
Firefighting Equipment and Accessories	10605090					163,800.00	-		163,800.00		163,800.00	0		163,800.00			
Other Machinery and Equipment	10605990					980,000.00	4,341,668.00	1,368,500.00	6,690,168.00		980,000.00	4,341,668.00	1,368,500.00	6,690,168.00			
Medical Equipment	10605110						145,000.00		145,000.00			145,000.00		145,000.00			
Transportation Equipment														-			
Motor Vehicle	10606010				-	4,700,000.00	14,019,000.00	9,248,000.00	27,967,000.00		4,700,000.00	14,019,000.00	9,248,000.00	27,967,000.00			
Furnitures, Fixtures and Books																	
Furniture and Fixtures	10607010				984,400.00	299,680.00	387,767.00	99,850.00	1,771,697.00	984,400.00	299,680.00	387,767.00	99,850.00	1,771,697.00			
Intangible Assets																	
Computer Software	10802010					7,000.00		383,200.00	390,200.00		7,000.00		383,200.00	390,200.00			
Other Property, Plant and Equipment	10698990					419,748.00		387,000.00	806,748.00		419,748.00		387,000.00	806,748.00			
Other Assets																	
Construction in Progress																	
Construction in Progress-Infrastructure Assets	10699020					10,555,498.96	-	-	10,555,498.96		10,555,498.96	-	-	10,555,498.96			
Construction in Progress-Buildings and Other Structures	10699030					2,041,378.60		-	2,041,378.60		2,041,378.60			2,041,378.60			
Prepayments																	
Advances to Apecial Disbursing Officer	19901030						210,000.00		210,000.00			210,000		210,000.00			
Advances to Contracrors	19902010					(2,253,469.86)	-	460,363.41	(1,793,106.45)		(2,253,469.86)	-	460,363.41	(1,793,106.45)			
Trust Liabilities																	


STATEMENT OF APPROVED BUDGET, UTILIZATIONS, DISBURSEMENTS AND BALANCES  
As of the Quarter Ending December 31, 2019

Department : DEPARTMENT OF NATIONAL DEFENSE  
Agency : GENERAL HEADQUARTERS


Accounting Source Code (as clustered) : TRUST RECEIPTS (07 3 08 602)

Particulars	UACS CODE	Approved Budget			Budget Utilization					Disbursements					BALANCES		
		Approved Budgeted Revenue	Adjustments (Additions, Reductions)	Adjusted Budgeted Revenue	1st Quarter	2nd Quarter	3rd Quarter	4th Quarter	Total	1st Quarter	2nd Quarter	3rd Quarter	4th Quarter	Total	Unutilized Budget	Unpaid Utilizations (10-15) = (17+18)	
					Ending March 31	Ending June 30	Ending Sep 30	Ending Dec 31		Ending March 31	Ending June 30	Ending Sept. 30	Ending Dec. 31			Due and Demandable / Account	Not Yet Due and Demandable
1	2	3	4	5=[3+(-)4]	6	7	8	9	10=(6+7+8+9)	11	12	13	14	15=(11+12+13+14)	16=(3-15)	17	18
Guarantee/Security Deposit Payable	20401040					(770,400.44)	-	(402,614.00)	(1,173,014.44)		(770,400.44)	-	(402,614.00)	(1,173,014.44)			
Due to NGAs	20201050						9,558,950.00		9,558,950.00			9,558,950		9,558,950.00			
Due to Operating Units	20301040				17,099,671.00	10,165,004.00	-	29,075,000.00	56,339,675.00	17,099,671.00	10,165,004.00	-	29,075,000.00	56,339,675.00			
Due to BIR									-					-			
Trust Liabilities																	
Guarantee/Security Deposits Payable	20401040					(295,785.66)	(158,671.16)		(454,456.82)		(295,785.66)	(158,671.16)		(454,456.82)			
Other Payables	29999990								-					-			
<b>TOTAL</b>					45,405,333.12	70,758,901.21	64,306,867.00	92,341,010.14	272,812,111.47	45,405,333.12	70,758,901.21	64,306,867.03	87,552,220.01	268,023,321.37			


Certified Correct:

  
NILO B. ABAIGAR, MBA, CPA  
Chief, AFP Accounting Center

Recommending Approval:

  
THOMAS R. SEDANO JR.  
Major General AFP  
Chief, AFP Office of the Financial Management

Approved By:

  
ERICKSON R. GLORIA  
Lieutenant General AFP  
Acting Vice Chief of Staff, AFP