

REPUBLIC OF THE PHILIPPINES
DEPARTMENT OF NATIONAL DEFENSE
ARMED FORCES OF THE PHILIPPINES
OFFICE OF THE CHIEF OF STAFF
Camp General Emilio Aguinaldo, Quezon City

OCT 01 2018

D/2

Secretary DELFIN N. LORENZANA
Department of National Defense
Camp General Emilio Aguinaldo, Quezon City

Attn: Assistant Secretary for Logistics and Acquisition


Dear **Secretary Lorenzana**:

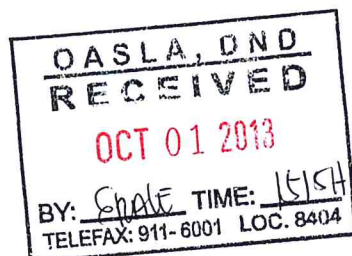
May I have the honor to submit to the Secretary the consolidated Procurement Monitoring Report (PMR) for CY 2018 of Programs 4 covering the period from January 1 to June 30, 2018 based on the GPPB's standard format.

I hope this information merits the appreciation of the Secretary.

Very truly yours,

FOR THE CHIEF OF STAFF, AFP:


JOSELITO B RAMOS
BGEN AFP
Acting DCS for Logistics, J4



HEADQUARTERS
ARMED FORCES OF THE PHILIPPINES PROCUREMENT SERVICE
Camp General Emilio Aguinaldo, Quezon City

AFPPSX:

SUBJECT: Procurement Monitoring Report (PMR)

TO: Chief of Staff, AFP
Post
(Attn: DCS for Logistics, J4)

1. Reference: 1st Semester CY 2018 Procurement Monitoring Report (PMR).
2. Per above reference, respectfully submitted is the Program 4 Procurement Monitoring Report (PMR) based on the GPPB's standard format covering the period from 01 January to 30 June 2018.
3. For information and reference.

ERNESTO T. LOPEÑA
Brigadier General, AFP
Commander



Management
System
ISO 9001:2015
CERTIFIED



DOCS LOG J4
RECEIVED

SEP 26 2018

DOCS LOG J4
RECEIVED
SGT. RORAS PA
SEP 26 2018

0910H

"AFP Core Values: Honor, Service, Patriotism"

DISPOSITION FORM		Security Classification (if any)
TITLE:	SUBJECT: Submission of the Agency Procurement Compliance Performance Indicators (APCPI) and Procurement Monitoring Report for CY 2017	
TO: CSAFP THRU: VCSAFP	FROM: TDCSAFP	DATE: MAR 01 2018 CMT # _____ COL BATALLA/YCS/cec/5904 J4 07 Feb 18
<u>SUMMARY:</u>		
<p>1. References:</p> <p>a. STL from the Commander, AFPPS dated 03 July 2017, Subject: Agency Procurement Compliance and Performance Indicators (APCPI);</p> <p>b. STL from GHQ SBAC1 dated 12 January 2018 with the same subject;</p> <p>c. STL from GHQ SBAC2 dated 12 January 2018 with the same subject; and</p> <p>d. STL from GHQ BAC2 dated 09 January 2018 with the same subject.</p> <p>2. Ref a pertains to the Consolidated Procurement Monitoring Report (PMR) of Programs 1, 2, 3 and 4 covering the period from 01 January to 31 December 2017 as compiled by the AFP Procurement Service based on the GPPB's standard format.</p> <p>3. Refs b, c, and d pertain to the APCPI and PMR of different GHQ BACs.</p> <p>4. Said reports are being required to be submitted to the DND (Attn: ASAIL).</p> <p>5. In this regard, J4 drafted a letter to DND (Attn: ASAIL) for the submission of said report.</p>		
<u>RECOMMENDATIONS:</u>		
<p>6. VCSAFP's approval and signature on the attached PMR for CY 2017.</p> <p>7. CSAFP's notation on the attached letter to DND (Attn: ASAIL) submitting the consolidated APCPI and PMR for CY2017 of Programs 1, 2, 3, and 4.</p>		
<div style="display: flex; justify-content: space-around; align-items: flex-end;"> <div style="border: 1px solid black; padding: 5px; width: 30%;"> <p style="text-align: center;">CONCUR/NOT CONCUR</p> <p style="text-align: center;"><i>[Signature]</i></p> <p style="text-align: center;">VCSAFP</p> <p>DATE: <i>07 Mar 2018</i></p> </div> <div style="text-align: center;"> <p>VINCSON</p> <p><i>[Signature]</i></p> </div> <div style="border: 1px solid black; padding: 5px; width: 30%;"> <p style="text-align: center;">APPROVED/DISAPPROVED</p> <p style="text-align: center;"><i>[Signature]</i></p> <p style="text-align: center;">CSAFP</p> <p>DATE: 'MAR 05 2018'</p> </div> </div>		

REPUBLIC OF THE PHILIPPINES
DEPARTMENT OF NATIONAL DEFENSE
ARMED FORCES OF THE PHILIPPINES
OFFICE OF THE DEPUTY CHIEF OF STAFF FOR LOGISTICS, J4
Camp General Emilio Aguinaldo, Quezon City

05 MAR 2018

Secretary DELFIN N LORENZANA

Department of National Defense

Camp General Emilio Aguinaldo, Quezon City

Attention: Assistant Secretary for Acquisition, Installations and Logistics


Dear **Secretary Lorenzana**:


May I respectfully submit to the Secretary the consolidated Agency Procurement Compliance Performance Indicators (APCPI) and Procurement Monitoring Report (PMR) for CY 2017 of Programs 1, 2, 3, and 4 based on the GPPB's standard format.

I hope this merits the appreciation of the Secretary.

Very truly yours,

FOR THE CHIEF OF STAFF, AFP:


JOB S YUCOCO
Major General AFP





HEADQUARTERS
ARMED FORCES OF THE PHILIPPINES PROCUREMENT SERVICE
Camp General Emilio Aguinaldo, Quezon City

AFPPSX

23 JAN 2018

SUBJECT: **Agency Procurement Compliance and Performance Indicators (APCPI)**

TO: **Chief of Staff, AFP**
Post
(Attn: DCS for Logistics, J4)

1. References:

- a. OASAIL, DND Requirement.
- b. GPPB Consolidated Procurement Monitoring Report.

2. In compliance to the above, respectfully submitted is the Consolidated Procurement Monitoring Report (CPMR) of Programs 1, 2, 3 and 4 based on the GPPB's standard format undertaken by this Service, covering the period from 01 January to 31 December 2017.

3. For Information and reference.


ERNESTO T. LOPEÑA
BGEN AFP
Commander



Management
System
ISO 9001:2008
www.tuv.com
ID 9105062491



ANNEX A
GOVERNMENT PROCUREMENT POLICY BOARD
Agency Procurement Compliance and Performance Indicator (APCPI) Self-Assessment Form

Name of Agency: **AFP Procurement Service - Program 1**
Date of Self Assessment: _____

Name of Evaluator: _____
Position: _____

No.	Assessment Conditions	Agency Score	APCPI Rating*	Comments/Findings to the Indicators and SubIndicators	Supporting Information/Documentation (Not to be Included in the Evaluation)
PILLAR I. COMPLIANCE WITH LEGISLATIVE AND REGULATORY FRAMEWORK					
Indicator 1. Competitive Bidding as Default Procurement Method					
1	(a) Percentage of public bidding contracts in terms of amount of total procurement	33.12%	0.00		PMRs
2	(b) Percentage of public bidding contracts in terms of volume of total procurement	0.79%	0.00		PMRs
Indicator 2. Limited Use of Alternative Methods of Procurement					
3	(a) Percentage of Shopping contracts in terms of amount of total procurement	3.25%	2.00		PMRs
4	(b) Percentage of Negotiated Procurement in terms of amount of total procurement	60.63%	0.00		PMRs
5	(c) Percentage of Direct Contracting in terms of amount of total procurement	3.00%	2.00		PMRs
6	(d) Percentage of Repeat Order contracts in terms of amount of total procurement	0.00%	3.00		PMRs
7	(e) Percentage of Limited Source contracts in terms of amount of total procurement	0.00%	3.00		PMRs
8	(f) Preparation of Annual Procurement Plan for Common-Use Supplies and Equipment (APP-CSE) and Procurement of Common-Use Supplies and Equipment from the Procurement Service	Not Compliant	0.00		APP, APP-CSE, PMR
Indicator 3. Competitiveness of the Bidding Process					
9	(a) Average number of entities who acquired bidding documents	1.77	0.00		Agency records and/or PhilGEPS records
10	(b) Average number of bidders who submitted bids	1.57	0.00		Abstract of Bids or other agency records
11	(c) Average number of bidders who passed eligibility stage	1.28	1.00		Abstract of Bids or other agency records
12	(d) Sufficient period to prepare bids	Not Compliant	0.00		Agency records and/or PhilGEPS records
	Average I		0.92		
PILLAR II. AGENCY INSTITUTIONAL FRAMEWORK AND MANAGEMENT CAPACITY					
Indicator 4. Presence of Procurement Organizations					
13	(a) Creation of Bids and Awards Committee(s)	Not Compliant	0.00		Verify copy of Order creating BAC; Organizational Chart; and Certification of Training
14	(b) Creation of a BAC Secretariat or Procurement Unit	Not Compliant	0.00		Verify copy of Order creating BAC Secretariat; Organizational Chart; and Certification of Training
Indicator 5. Procurement Planning and Implementation					
15	(a) APP is prepared for all types of procurement	Not Compliant	0.00		Copy of APP and its supplements (if any)
Indicator 6. Use of Philippine Government Electronic Procurement System (PhilGEPS)					
16	(a) Percentage of bid opportunities posted by the Phil-GEPS-registered Agency	9.42%	0.00		Agency records and/or PhilGEPS records
17	(b) Percentage of contract award information posted by the Phil-GEPS-registered Agency	100.00%	3.00		Agency records and/or PhilGEPS records
18	(c) Percentage of contract awards procured through alternative methods posted by the Phil-GEPS-registered Agency	71.14%	2.00		Agency records and/or PhilGEPS records
Indicator 7. System for Disseminating and Monitoring Procurement Information					
19	(a) Presence of website that provides up-to-date procurement information easily accessible at no cost	Not Compliant	0.00		Identify specific procurement-related portion in the agency website and specific website links
20	(b) Preparation of Procurement Monitoring Reports using the prescribed format, prompt submission to GPPB, and posting in agency website	Not Compliant	0.00		Copy of PMR and received copy that it was submitted to GPPB
	Average II		0.63		
PILLAR III. PROCUREMENT OPERATIONS AND MARKET PRACTICES					
Indicator 8. Efficiency of Procurement Processes					

GOVERNMENT PROCUREMENT POLICY BOARD
Agency Procurement Compliance and Performance Indicator (APCPI) Self-Assessment Form

Name of Agency: AFP Procurement Service - Program 1
 Date of Self Assessment: _____

Name of Evaluator: _____
 Position: _____

No.	Assessment Conditions	Agency Score	APCPI Rating*	Comments/Findings to the Indicators and SubIndicators	Supporting Information/Documentation (Not to be Included in the Evaluation)
21	(a) Percentage of total amount of contracts awarded against total amount of approved APPs	31.64%	0.00		APP (including Supplemental amendments, if any) and PMRs
22	(b) Percentage of total number of contracts awarded against total number of procurement activities done through public bidding	86.49%	0.00		APP(including Supplemental amendments, if any)and PMRs
23	(c) Percentage of failed biddings and total number of procurement activities conducted	51.35%	0.00		APP (including Supplemental Amendments, if any) and PMRs
Indicator 9. Compliance with Procurement Timeframes					
24	(a) Percentage of contracts awarded within prescribed procurement time frames to procure goods as indicated in Annex "C" of the IRR	98.75%	2.00		PMRs
25	(b) Percentage of contracts awarded within prescribed procurement time frames to procure infrastructure projects as indicated in Annex "C" of the IRR	31.25%	0.00		PMRs
26	(c) Percentage of contracts awarded within prescribed procurement time frames to procure consulting services as indicated in Annex "C" of the IRR	n/a	n/a		PMRs
Indicator 10. Capacity Building for Government Personnel and Private Sector Participants					
27	(a) There Is a system within the procuring entity to evaluate the performance of procurement personnel	Not Compliant	0.00		Ask BAC Secretariat Head, verify Office Orders on training of Procurement Staff
28	(b) Percentage of participation of procurement staff in annual procurement training	#DIV/0!	#DIV/0!		Ask for copies of Office Orders, training modules, list of participants, schedules of actual training conducted
29	(c) Agency has activities to inform and update entities on public procurement	Not Compliant	0.00		Ask for copies of documentation of activities for bidders
Indicator 11. Management of Procurement and Contract Management Records					
30	(a) The BAC Secretariat has a system for keeping and maintaining procurement records	Not Compliant	0.00		Verify actual procurement records and time it took to retrieve records (should be no more than two hours) Refer to Section 4.1 of User's Manual for list of procurement-related documents for record-keeping and maintenance.
31	(b) Implementing Unit has and is implementing a system for keeping and maintaining contract management records	Not Compliant	0.00		Verify actual contract management records and time it took to retrieve records should be no more than two hours
Indicator 12. Contract Management Procedures					
32	(a) Agency has well defined procedures and standards for quality control, acceptance and inspection, supervision of works and evaluation of contractors' performance	Not Compliant	0.00		Verify copies of written procedures for quality control, acceptance and inspection; CPES evaluation formsz
33	(b) Agency complies with the thresholds prescribed for amendment to order, variation orders, advance payment, and slippage in publicly bid contracts.	Not Compliant	0.00		Specific procurement contract with amendment to order, variation order or with negative slippage
34	(c) Timely payment of procurement contracts	After 45 days	0.00		Ask Finance or Accounting Head of Agency for average period for the release of payments for procurement contracts
		Average III	#DIV/0!		
PILLAR IV. INTEGRITY AND TRANSPARENCY OF AGENCY PROCUREMENT SYSTEM					
Indicator 13. Observer Participation in Public Bidding					
35	(a) Observers are invited to all stages of every public bidding activity	Not Compliant	0.00		Verify copies of Invitation Letters to CSOs and professional associations and COA (List and average number of CSOs and PAs invited shall be noted.)
36	(b) Attendance of Observers in public bidding activities	7.29%	0.00		PMRs and Abstract of Bids
Indicator 14. Internal and External Audit of Procurement Activities					
37	(a) Creation and operation of internal audit unit as prescribed by DBM (Circular Letter No. 2008-5, April 14, 2008)	Not Compliant	0.00		Verify copy of Order or show actual organizational chart showing IAU, audit reports, action plans and IAU recommendations

GOVERNMENT PROCUREMENT POLICY BOARD
Agency Procurement Compliance and Performance Indicator (APCPI) Self-Assessment Form

Name of Agency: AFP Procurement Service - Program 1
 Date of Self Assessment: _____

Name of Evaluator: _____
 Position: _____

No.	Assessment Conditions	Agency Score	APCPI Rating*	Comments/Findings to the Indicators and SubIndicators	Supporting Information/Documentation (Not to be Included in the Evaluation)
38	(b) Agency Action on Prior Year's Audit Recommendations (APYAR) on procurement related transactions	Below 60% compliance	0.00		Verify COA Annual Audit Report on Action on Prior Year's Audit Recommendations
Indicator 15. Capacity to Handle Procurement Related Complaints					
39	(a) The Procuring Entity has an efficient procurement complaints system and has the capacity to comply with procedural requirements	Not Compliant	0.00		Verify copies of BAC resolutions on Motion for Reconsiderations, Protests and Complaints; Office Orders adopting measures to address procurement-related complaints
Indicator 16. Anti-Corruption Programs Related to Procurement					
40	(a) Agency has a specific anti-corruption program/s related to procurement	Not Compliant	0.00		Verify documentation of anti-corruption program
		Average IV	0.00		
GRAND TOTAL (Average I + Average II + Average III + Average IV / 4)			#DIV/0!		

* APCPI Rating is based on the APCPI Rating System found in Annex C of the User's Guide. Please use this rating system for the self-assessment. After completing the assessment, identify those Indicators with ratings of between 0 to 2 and formulate a procurement capacity development plan called the APCPI Action Plan based on the attached format and submit to GPPB for monitoring.

* For sub-indicators that are not applicable to your specific agency, please write the word Not Applicable in the second column and do not put a rating

Summary of APCPI Scores by Pillar

APCPI Pillars	Ideal Rating	Agency Rating
Pillar I: Compliance with Legislative and Regulatory Framework	3.0000	0.92
Pillar II: Agency Institutional Framework and Management Capacity	3.0000	0.63
Pillar III: Procurement Operations and Market Practices	3.0000	#DIV/0!
Pillar IV: Integrity and Transparency of Agency Procurement Systems	3.0000	0.00
Total (Pillar I+Pillar II+Pillar III+ PillarIV)/4	3.0000	#DIV/0!

ANNEX A
GOVERNMENT PROCUREMENT POLICY BOARD
Agency Procurement Compliance and Performance Indicator (APCPI) Self-Assessment Form

Name of Agency: AFP Procurement Service - Program 2

Date of Self Assessment: _____

Name of Evaluator: _____

Position: _____

No.	Assessment Conditions	Agency Score	APCPI Rating*	Comments/Findings to the Indicators and SubIndicators	Supporting Information/Documentation (Not to be Included in the Evaluation)
PILLAR I. COMPLIANCE WITH LEGISLATIVE AND REGULATORY FRAMEWORK					
Indicator 1. Competitive Bidding as Default Procurement Method					
1	(a) Percentage of public bidding contracts in terms of amount of total procurement	92.69%	3.00		PMRs
2	(b) Percentage of public bidding contracts in terms of volume of total procurement	24.22%	1.00		PMRs
Indicator 2. Limited Use of Alternative Methods of Procurement					
3	(a) Percentage of Shopping contracts in terms of amount of total procurement	2.42%	3.00		PMRs
4	(b) Percentage of Negotiated Procurement in terms of amount of total procurement	1.60%	3.00		PMRs
5	(c) Percentage of Direct Contracting in terms of amount of total procurement	3.29%	1.00		PMRs
6	(d) Percentage of Repeat Order contracts in terms of amount of total procurement	0.00%	3.00		PMRs
7	(e) Percentage of Limited Source contracts in terms of amount of total procurement	0.00%	3.00		PMRs
8	(f) Preparation of Annual Procurement Plan for Common-Use Supplies and Equipment (APP-CSE) and Procurement of Common-Use Supplies and Equipment from the Procurement Service	Not Compliant	0.00		APP, APP-CSE, PMR
Indicator 3. Competitiveness of the Bidding Process					
9	(a) Average number of entities who acquired bidding documents	1.81	0.00		Agency records and/or PhilGEPS records
10	(b) Average number of bidders who submitted bids	1.78	0.00		Abstract of Bids or other agency records
11	(c) Average number of bidders who passed eligibility stage	1.77	1.00		Abstract of Bids or other agency records
12	(d) Sufficient period to prepare bids	Not Compliant	0.00		Agency records and/or PhilGEPS records
	Average I		1.50		
PILLAR II. AGENCY INSTITUTIONAL FRAMEWORK AND MANAGEMENT CAPACITY					
Indicator 4. Presence of Procurement Organizations					
13	(a) Creation of Bids and Awards Committee(s)	Not Compliant	0.00		Verify copy of Order creating BAC; Organizational Chart; and Certification of Training
14	(b) Creation of a BAC Secretariat or Procurement Unit	Not Compliant	0.00		Verify copy of Order creating BAC Secretariat; Organizational Chart; and Certification of Training
Indicator 5. Procurement Planning and Implementation					
15	(a) APP is prepared for all types of procurement	Not Compliant	0.00		Copy of APP and its supplements (if any)
Indicator 6. Use of Philippine Government Electronic Procurement System (PhilGEPS)					
16	(a) Percentage of bid opportunities posted by the Phil-GEPS-registered Agency	486.50%	3.00		Agency records and/or PhilGEPS records
17	(b) Percentage of contract award information posted by the Phil-GEPS-registered Agency	100.00%	3.00		Agency records and/or PhilGEPS records
18	(c) Percentage of contract awards procured through alternative methods posted by the Phil-GEPS-registered Agency	527.16%	3.00		Agency records and/or PhilGEPS records
Indicator 7. System for Disseminating and Monitoring Procurement Information					
19	(a) Presence of website that provides up-to-date procurement information easily accessible at no cost	Not Compliant	0.00		Identify specific procurement-related portion in the agency website and specific website links
20	(b) Preparation of Procurement Monitoring Reports using the prescribed format, prompt submission to GPPB, and posting in agency website	Not Compliant	0.00		Copy of PMR and received copy that it was submitted to GPPB
	Average II		1.13		
PILLAR III. PROCUREMENT OPERATIONS AND MARKET PRACTICES					
Indicator 8. Efficiency of Procurement Processes					

GOVERNMENT PROCUREMENT POLICY BOARD
Agency Procurement Compliance and Performance Indicator (APCPI) Self-Assessment Form

Name of Agency: AFP Procurement Service - Program 2
 Date of Self Assessment: _____

Name of Evaluator: _____
 Position: _____

No.	Assessment Conditions	Agency Score	APCPI Rating*	Comments/Findings to the Indicators and Subindicators	Supporting Information/Documentation (Not to be Included in the Evaluation)
21	(a) Percentage of total amount of contracts awarded against total amount of approved APPs	96.61%	3.00		APP (including Supplemental amendments, if any) and PMRs
22	(b) Percentage of total number of contracts awarded against total number of procurement activities done through public bidding	99.01%	3.00		APP(including Supplemental amendments, if any)and PMRs
23	(c) Percentage of failed biddings and total number of procurement activities conducted	22.66%	0.00		APP (including Supplemental Amendments, if any) and PMRs
Indicator 9. Compliance with Procurement Timeframes					
24	(a) Percentage of contracts awarded within prescribed procurement time frames to procure goods as indicated in Annex "C" of the IRR	100.00%	3.00		PMRs
25	(b) Percentage of contracts awarded within prescribed procurement time frames to procure infrastructure projects as indicated in Annex "C" of the IRR	n/a	n/a		PMRs
26	(c) Percentage of contracts awarded within prescribed procurement time frames to procure consulting services as indicated in Annex "C" of the IRR	n/a	n/a		PMRs
Indicator 10. Capacity Building for Government Personnel and Private Sector Participants					
27	(a) There is a system within the procuring entity to evaluate the performance of procurement personnel	Not Compliant	0.00		Ask BAC Secretariat Head, verify Office Orders on training of Procurement Staff
28	(b) Percentage of participation of procurement staff in annual procurement training	#DIV/0!	#DIV/0!		Ask for copies of Office Orders, training modules, list of participants, schedules of actual training conducted
29	(c) Agency has activities to inform and update entities on public procurement	Not Compliant	0.00		Ask for copies of documentation of activities for bidders
Indicator 11. Management of Procurement and Contract Management Records					
30	(a) The BAC Secretariat has a system for keeping and maintaining procurement records	Not Compliant	0.00		Verify actual procurement records and time it took to retrieve records (should be no more than two hours) Refer to Section 4.1 of User's Manual for list of procurement-related documents for record-keeping and maintenance.
31	(b) Implementing Unit has and is implementing a system for keeping and maintaining contract management records	Not Compliant	0.00		Verify actual contract management records and time it took to retrieve records should be no more than two hours
Indicator 12. Contract Management Procedures					
32	(a) Agency has well defined procedures and standards for quality control, acceptance and inspection, supervision of works and evaluation of contractors' performance	Not Compliant	0.00		Verify copies of written procedures for quality control, acceptance and inspection; CPES evaluation formsz
33	(b) Agency complies with the thresholds prescribed for amendment to order, variation orders, advance payment, and slippage in publicly bid contracts.	Not Compliant	0.00		Specific procurement contract with amendment to order, variation order or with negative slippage
34	(c) Timely payment of procurement contracts	After 45 days	0.00		Ask Finance or Accounting Head of Agency for average period for the release of payments for procurement contracts
		Average III	#DIV/0!		
PILLAR IV. INTEGRITY AND TRANSPARENCY OF AGENCY PROCUREMENT SYSTEM					
Indicator 13. Observer Participation in Public Bidding					
35	(a) Observers are invited to all stages of every public bidding activity	Not Compliant	0.00		Verify copies of Invitation Letters to CSOs and professional associations and COA (List and average number of CSOs and PAs invited shall be noted.)
36	(b) Attendance of Observers in public bidding activities	100.00%	3.00		PMRs and Abstract of Bids
Indicator 14. Internal and External Audit of Procurement Activities					
37	(a) Creation and operation of internal audit unit as prescribed by DBM (Circular Letter No. 2008-5, April 14, 2008)	Not Compliant	0.00		Verify copy of Order or show actual organizational chart showing IAU, audit reports, action plans and IAU recommendations

GOVERNMENT PROCUREMENT POLICY BOARD
Agency Procurement Compliance and Performance Indicator (APCPI) Self-Assessment Form

Name of Agency: AFP Procurement Service - Program 2
 Date of Self Assessment: _____

Name of Evaluator: _____
 Position: _____

No.	Assessment Conditions	Agency Score	APCPI Rating*	Comments/Findings to the Indicators and SubIndicators	Supporting Information/Documentation (Not to be Included in the Evaluation)
38	(b) Agency Action on Prior Year's Audit Recommendations (APYAR) on procurement related transactions	Below 60% compliance	0.00		Verify COA Annual Audit Report on Action on Prior Year's Audit Recommendations
Indicator 15. Capacity to Handle Procurement Related Complaints					
39	(a) The Procuring Entity has an efficient procurement complaints system and has the capacity to comply with procedural requirements	Not Compliant	0.00		Verify copies of BAC resolutions on Motion for Reconsiderations, Protests and Complaints; Office Orders adopting measures to address procurement-related complaints
Indicator 16. Anti-Corruption Programs Related to Procurement					
40	(a) Agency has a specific anti-corruption program/s related to procurement	Not Compliant	0.00		Verify documentation of anti-corruption program
		Average IV	0.50		
GRAND TOTAL (Average I + Average II + Average III + Average IV / 4)			#DIV/0!		

* APCPI Rating is based on the APCPI Rating System found in Annex C of the User's Guide. Please use this rating system for the self-assessment. After completing the assessment, identify those Indicators with ratings of between 0 to 2 and formulate a procurement capacity development plan called the APCPI Action Plan based on the attached format and submit to GPPB for monitoring.

* For sub-indicators that are not applicable to your specific agency, please write the word Not Applicable in the second column and do not put a rating

Summary of APCPI Scores by Pillar

APCPI Pillars	Ideal Rating	Agency Rating
Pillar I: Compliance with Legislative and Regulatory Framework	3.0000	1.50
Pillar II: Agency Institutional Framework and Management Capacity	3.0000	1.13
Pillar III: Procurement Operations and Market Practices	3.0000	#DIV/0!
Pillar IV: Integrity and Transparency of Agency Procurement Systems	3.0000	0.50
Total (Pillar I+Pillar II+Pillar III+ PillarIV)/4	3.0000	#DIV/0!

ANNEX A
GOVERNMENT PROCUREMENT POLICY BOARD
Agency Procurement Compliance and Performance Indicator (APCPI) Self-Assessment Form

Name of Agency: AFP Procurement Service - Program 3

Date of Self Assessment: _____

Name of Evaluator: _____

Position: _____

No.	Assessment Conditions	Agency Score	APCPI Rating*	Comments/Findings to the Indicators and SubIndicators	Supporting Information/Documentation (Not to be Included in the Evaluation)
PILLAR I. COMPLIANCE WITH LEGISLATIVE AND REGULATORY FRAMEWORK					
Indicator 1. Competitive Bidding as Default Procurement Method					
1	(a) Percentage of public bidding contracts in terms of amount of total procurement	72.73%	1.00		PMRs
2	(b) Percentage of public bidding contracts in terms of volume of total procurement	5.94%	0.00		PMRs
Indicator 2. Limited Use of Alternative Methods of Procurement					
3	(a) Percentage of Shopping contracts in terms of amount of total procurement	5.53%	1.00		PMRs
4	(b) Percentage of Negotiated Procurement in terms of amount of total procurement	12.24%	0.00		PMRs
5	(c) Percentage of Direct Contracting in terms of amount of total procurement	9.49%	0.00		PMRs
6	(d) Percentage of Repeat Order contracts in terms of amount of total procurement	0.00%	3.00		PMRs
7	(e) Percentage of Limited Source contracts in terms of amount of total procurement	0.00%	3.00		PMRs
8	(f) Preparation of Annual Procurement Plan for Common-Use Supplies and Equipment (APP-CSE) and Procurement of Common-Use Supplies and Equipment from the Procurement Service	Not Compliant	0.00		APP, APP-CSE, PMR
Indicator 3. Competitiveness of the Bidding Process					
9	(a) Average number of entities who acquired bidding documents	0.81	0.00		Agency records and/or PhilGEPS records
10	(b) Average number of bidders who submitted bids	0.71	0.00		Abstract of Bids or other agency records
11	(c) Average number of bidders who passed eligibility stage	0.69	0.00		Abstract of Bids or other agency records
12	(d) Sufficient period to prepare bids	Not Compliant	0.00		Agency records and/or PhilGEPS records
		Average I	0.67		
PILLAR II. AGENCY INSTITUTIONAL FRAMEWORK AND MANAGEMENT CAPACITY					
Indicator 4. Presence of Procurement Organizations					
13	(a) Creation of Bids and Awards Committee(s)	Not Compliant	0.00		Verify copy of Order creating BAC; Organizational Chart; and Certification of Training
14	(b) Creation of a BAC Secretariat or Procurement Unit	Not Compliant	0.00		Verify copy of Order creating BAC Secretariat; Organizational Chart; and Certification of Training
Indicator 5. Procurement Planning and Implementation					
15	(a) APP is prepared for all types of procurement	Not Compliant	0.00		Copy of APP and its supplements (if any)
Indicator 6. Use of Philippine Government Electronic Procurement System (PhilGEPS)					
16	(a) Percentage of bid opportunities posted by the Phil-GEPS-registered Agency	76.62%	1.00		Agency records and/or PhilGEPS records
17	(b) Percentage of contract award information posted by the Phil-GEPS-registered Agency	80.05%	3.00		Agency records and/or PhilGEPS records
18	(c) Percentage of contract awards procured through alternative methods posted by the Phil-GEPS-registered Agency	60.23%	2.00		Agency records and/or PhilGEPS records
Indicator 7. System for Disseminating and Monitoring Procurement Information					
19	(a) Presence of website that provides up-to-date procurement information easily accessible at no cost	Not Compliant	0.00		Identify specific procurement-related portion in the agency website and specific website links
20	(b) Preparation of Procurement Monitoring Reports using the prescribed format, prompt submission to GPPB, and posting in agency website	Not Compliant	0.00		Copy of PMR and received copy that it was submitted to GPPB
		Average II	0.75		
PILLAR III. PROCUREMENT OPERATIONS AND MARKET PRACTICES					
Indicator 8. Efficiency of Procurement Processes					

GOVERNMENT PROCUREMENT POLICY BOARD
Agency Procurement Compliance and Performance Indicator (APCPI) Self-Assessment Form

Name of Agency: AFP Procurement Service - Program 3

Date of Self Assessment: _____

Name of Evaluator: _____

Position: _____

No.	Assessment Conditions	Agency Score	APCPI Rating*	Comments/Findings to the Indicators and SubIndicators	Supporting Information/Documentation (Not to be Included in the Evaluation)		
21	(a) Percentage of total amount of contracts awarded against total amount of approved APPs	32.17%	0.00		APP (including Supplemental amendments, if any) and PMRs		
22	(b) Percentage of total number of contracts awarded against total number of procurement activities done through public bidding	65.49%	0.00		APP (including Supplemental amendments, if any) and PMRs		
23	(c) Percentage of failed biddings and total number of procurement activities conducted	9.21%	1.00		APP (including Supplemental Amendments, if any) and PMRs		
Indicator 9. Compliance with Procurement Timeframes							
24	(a) Percentage of contracts awarded within prescribed procurement time frames to procure goods as indicated in Annex "C" of the IRR	82.79%	0.00		PMRs		
25	(b) Percentage of contracts awarded within prescribed procurement time frames to procure infrastructure projects as indicated in Annex "C" of the IRR	45.68%	0.00		PMRs		
26	(c) Percentage of contracts awarded within prescribed procurement time frames to procure consulting services as indicated in Annex "C" of the IRR	0.00%	0.00		PMRs		
Indicator 10. Capacity Building for Government Personnel and Private Sector Participants							
27	(a) There is a system within the procuring entity to evaluate the performance of procurement personnel	Not Compliant	0.00		Ask BAC Secretariat Head, verify Office Orders on training of Procurement Staff		
28	(b) Percentage of participation of procurement staff in annual procurement training	#DIV/0!	#DIV/0!		Ask for copies of Office Orders, training modules, list of participants, schedules of actual training conducted		
29	(c) Agency has activities to inform and update entities on public procurement	Not Compliant	0.00		Ask for copies of documentation of activities for bidders		
Indicator 11. Management of Procurement and Contract Management Records							
30	(a) The BAC Secretariat has a system for keeping and maintaining procurement records	Not Compliant	0.00		Verify actual procurement records and time it took to retrieve records (should be no more than two hours) Refer to Section 4.1 of User's Manual for list of procurement-related documents for record-keeping and maintenance.		
31	(b) Implementing Unit has and is implementing a system for keeping and maintaining contract management records	Not Compliant	0.00		Verify actual contract management records and time it took to retrieve records should be no more than two hours		
Indicator 12. Contract Management Procedures							
32	(a) Agency has well defined procedures and standards for quality control, acceptance and inspection, supervision of works and evaluation of contractors' performance	Not Compliant	0.00		Verify copies of written procedures for quality control, acceptance and inspection; CPES evaluation forms		
33	(b) Agency complies with the thresholds prescribed for amendment to order, variation orders, advance payment, and slippage in publicly bid contracts.	Not Compliant	0.00		Specific procurement contract with amendment to order, variation order or with negative slippage		
34	(c) Timely payment of procurement contracts	After 45 days	0.00		Ask Finance or Accounting Head of Agency for average period for the release of payments for procurement contracts		
		Average III	#DIV/0!				
PILLAR IV. INTEGRITY AND TRANSPARENCY OF AGENCY PROCUREMENT SYSTEM							
Indicator 13. Observer Participation in Public Bidding							
35	(a) Observers are invited to all stages of every public bidding activity	Not Compliant	0.00		Verify copies of Invitation Letters to CSOs and professional associations and COA (List and average number of CSOs and PAs invited shall be noted.)		
36	(b) Attendance of Observers in public bidding activities	88.24%	2.00		PMRs and Abstract of Bids		
Indicator 14. Internal and External Audit of Procurement Activities							
37	(a) Creation and operation of internal audit unit as prescribed by DBM (Circular Letter No. 2008-5, April 14, 2008)	Not Compliant	0.00		Verify copy of Order or show actual organizational chart showing IAU, audit reports, action plans and IAU recommendations		

GOVERNMENT PROCUREMENT POLICY BOARD
Agency Procurement Compliance and Performance Indicator (APCPI) Self-Assessment Form

Name of Agency: AFP Procurement Service - Program 3
 Date of Self Assessment: _____

Name of Evaluator: _____
 Position: _____

No.	Assessment Conditions	Agency Score	APCPI Rating*	Comments/Findings to the Indicators and SubIndicators	Supporting Information/Documentation (Not to be Included in the Evaluation)
38	(b) Agency Action on Prior Year's Audit Recommendations (APYAR) on procurement related transactions	Below 60% compliance	0.00		Verify COA Annual Audit Report on Action on Prior Year's Audit Recommendations
Indicator 15. Capacity to Handle Procurement Related Complaints					
39	(a) The Procuring Entity has an efficient procurement complaints system and has the capacity to comply with procedural requirements	Not Compliant	0.00		Verify copies of BAC resolutions on Motion for Reconsiderations, Protests and Complaints; Office Orders adopting measures to address procurement-related complaints
Indicator 16. Anti-Corruption Programs Related to Procurement					
40	(a) Agency has a specific anti-corruption program/s related to procurement	Not Compliant	0.00		Verify documentation of anti-corruption program
		Average IV	0.33		
GRAND TOTAL (Average I + Average II + Average III + Average IV / 4)			#DIV/0!		

* APCPI Rating is based on the APCPI Rating System found in Annex C of the User's Guide. Please use this rating system for the self-assessment. After completing the assessment, identify those Indicators with ratings of between 0 to 2 and formulate a procurement capacity development plan called the APCPI Action Plan based on the attached format and submit to GPPB for monitoring.

* For sub-indicators that are not applicable to your specific agency, please write the word Not Applicable in the second column and do not put a rating

Summary of APCPI Scores by Pillar

APCPI Pillars	Ideal Rating	Agency Rating
Pillar I: Compliance with Legislative and Regulatory Framework	3.0000	0.67
Pillar II: Agency Institutional Framework and Management Capacity	3.0000	0.75
Pillar III: Procurement Operations and Market Practices	3.0000	#DIV/0!
Pillar IV: Integrity and Transparency of Agency Procurement Systems	3.0000	0.33
Total (Pillar I+Pillar II+Pillar III+ PillarIV)/4	3.0000	#DIV/0!

ANNEX A
GOVERNMENT PROCUREMENT POLICY BOARD
Agency Procurement Compliance and Performance Indicator (APCPI) Self-Assessment Form

Name of Agency: AFP Procurement Service - Program 4
Date of Self Assessment: _____

Name of Evaluator: _____
Position: _____

No.	Assessment Conditions	Agency Score	APCPI Rating*	Comments/Findings to the Indicators and SubIndicators	Supporting Information/Documentation (Not to be Included in the Evaluation)
PILLAR I. COMPLIANCE WITH LEGISLATIVE AND REGULATORY FRAMEWORK					
Indicator 1. Competitive Bidding as Default Procurement Method					
1	(a) Percentage of public bidding contracts in terms of amount of total procurement	73.28%	1.00		PMRs
2	(b) Percentage of public bidding contracts in terms of volume of total procurement	34.65%	1.00		PMRs
Indicator 2. Limited Use of Alternative Methods of Procurement					
3	(a) Percentage of Shopping contracts in terms of amount of total procurement	2.30%	3.00		PMRs
4	(b) Percentage of Negotiated Procurement in terms of amount of total procurement	19.71%	0.00		PMRs
5	(c) Percentage of Direct Contracting in terms of amount of total procurement	4.54%	0.00		PMRs
6	(d) Percentage of Repeat Order contracts in terms of amount of total procurement	0.00%	3.00		PMRs
7	(e) Percentage of Limited Source contracts in terms of amount of total procurement	0.00%	3.00		PMRs
8	(f) Preparation of Annual Procurement Plan for Common-Use Supplies and Equipment (APP-CSE) and Procurement of Common-Use Supplies and Equipment from the Procurement Service	Not Compliant	0.00		APP, APP-CSE, PMR
Indicator 3. Competitiveness of the Bidding Process					
9	(a) Average number of entities who acquired bidding documents	0.63	0.00		Agency records and/or PhilGEPS records
10	(b) Average number of bidders who submitted bids	0.61	0.00		Abstract of Bids or other agency records
11	(c) Average number of bidders who passed eligibility stage	0.60	0.00		Abstract of Bids or other agency records
12	(d) Sufficient period to prepare bids	Not Compliant	0.00		Agency records and/or PhilGEPS records
	Average I		0.92		
PILLAR II. AGENCY INSTITUTIONAL FRAMEWORK AND MANAGEMENT CAPACITY					
Indicator 4. Presence of Procurement Organizations					
13	(a) Creation of Bids and Awards Committee(s)	Not Compliant	0.00		Verify copy of Order creating BAC; Organizational Chart; and Certification of Training
14	(b) Creation of a BAC Secretariat or Procurement Unit	Not Compliant	0.00		Verify copy of Order creating BAC Secretariat; Organizational Chart; and Certification of Training
Indicator 5. Procurement Planning and Implementation					
15	(a) APP is prepared for all types of procurement	Not Compliant	0.00		Copy of APP and its supplements (if any)
Indicator 6. Use of Philippine Government Electronic Procurement System (PhilGEPS)					
16	(a) Percentage of bid opportunities posted by the Phil-GEPS-registered Agency	0.03%	0.00		Agency records and/or PhilGEPS records
17	(b) Percentage of contract award information posted by the Phil-GEPS-registered Agency	79.41%	2.00		Agency records and/or PhilGEPS records
18	(c) Percentage of contract awards procured through alternative methods posted by the Phil-GEPS-registered Agency	35.57%	1.00		Agency records and/or PhilGEPS records
Indicator 7. System for Disseminating and Monitoring Procurement Information					
19	(a) Presence of website that provides up-to-date procurement information easily accessible at no cost	Not Compliant	0.00		Identify specific procurement-related portion in the agency website and specific website links
20	(b) Preparation of Procurement Monitoring Reports using the prescribed format, prompt submission to GPPB, and posting in agency website	Not Compliant	0.00		Copy of PMR and received copy that it was submitted to GPPB
	Average II		0.38		
PILLAR III. PROCUREMENT OPERATIONS AND MARKET PRACTICES					
Indicator 8. Efficiency of Procurement Processes					

GOVERNMENT PROCUREMENT POLICY BOARD
Agency Procurement Compliance and Performance Indicator (APCPI) Self-Assessment Form

Name of Agency: AFP Procurement Service - Program 4
 Date of Self Assessment: _____

Name of Evaluator: _____
 Position: _____

No.	Assessment Conditions	Agency Score	APCPI Rating*	Comments/Findings to the Indicators and SubIndicators	Supporting Information/Documentation (Not to be Included in the Evaluation)
21	(a) Percentage of total amount of contracts awarded against total amount of approved APPs	76.28%	2.00		APP (including Supplemental amendments, if any) and PMRs
22	(b) Percentage of total number of contracts awarded against total number of procurement activities done through public bidding	83.23%	0.00		APP(including Supplemental amendments, if any)and PMRs
23	(c) Percentage of failed biddings and total number of procurement activities conducted	17.04%	0.00		APP (including Supplemental Amendments, if any) and PMRs
Indicator 9. Compliance with Procurement Timeframes					
24	(a) Percentage of contracts awarded within prescribed procurement time frames to procure goods as indicated in Annex "C" of the IRR	45.76%	0.00		PMRs
25	(b) Percentage of contracts awarded within prescribed procurement time frames to procure infrastructure projects as indicated in Annex "C" of the IRR	33.33%	0.00		PMRs
26	(c) Percentage of contracts awarded within prescribed procurement time frames to procure consulting services as indicated in Annex "C" of the IRR	0.00%	0.00		PMRs
Indicator 10. Capacity Building for Government Personnel and Private Sector Participants					
27	(a) There is a system within the procuring entity to evaluate the performance of procurement personnel	Not Compliant	0.00		Ask BAC Secretariat Head, verify Office Orders on training of Procurement Staff
28	(b) Percentage of participation of procurement staff in annual procurement training	#DIV/0!	#DIV/0!		Ask for copies of Office Orders, training modules, list of participants, schedules of actual training conducted
29	(c) Agency has activities to inform and update entities on public procurement	Not Compliant	0.00		Ask for copies of documentation of activities for bidders
Indicator 11. Management of Procurement and Contract Management Records					
30	(a) The BAC Secretariat has a system for keeping and maintaining procurement records	Not Compliant	0.00		Verify actual procurement records and time it took to retrieve records (should be no more than two hours) Refer to Section 4.1 of User's Manual for list of procurement-related documents for record-keeping and maintenance.
31	(b) Implementing Unit has and is implementing a system for keeping and maintaining contract management records	Not Compliant	0.00		Verify actual contract management records and time it took to retrieve records should be no more than two hours
Indicator 12. Contract Management Procedures					
32	(a) Agency has well defined procedures and standards for quality control, acceptance and inspection, supervision of	Not Compliant	0.00		Verify copies of written procedures for quality control, acceptance and

GOVERNMENT PROCUREMENT POLICY BOARD
Agency Procurement Compliance and Performance Indicator (APCPI) Self-Assessment Form

Name of Agency: AFP Procurement Service - Program 4
 Date of Self Assessment: _____

Name of Evaluator: _____
 Position: _____

No.	Assessment Conditions	Agency Score	APCPI Rating*	Comments/Findings to the Indicators and SubIndicators	Supporting Information/Documentation (Not to be Included in the Evaluation)
38	(b) Agency Action on Prior Year's Audit Recommendations (APYAR) on procurement related transactions	Below 60% compliance	0.00		Verify COA Annual Audit Report on Action on Prior Year's Audit Recommendations
Indicator 15. Capacity to Handle Procurement Related Complaints					
39	(a) The Procuring Entity has an efficient procurement complaints system and has the capacity to comply with procedural requirements	Not Compliant	0.00		Verify copies of BAC resolutions on Motion for Reconsiderations, Protests and Complaints; Office Orders adopting measures to address procurement-related complaints
Indicator 16. Anti-Corruption Programs Related to Procurement					
40	(a) Agency has a specific anti-corruption program/s related to procurement	Not Compliant	0.00		Verify documentation of anti-corruption program
		Average IV	0.00		
GRAND TOTAL (Average I + Average II + Average III + Average IV / 4)			#DIV/0!		

* APCPI Rating is based on the APCPI Rating System found in Annex C of the User's Guide. Please use this rating system for the self-assessment. After completing the assessment, identify those Indicators with ratings of between 0 to 2 and formulate a procurement capacity development plan called the APCPI Action Plan based on the attached format and submit to GPPB for monitoring.

* For sub-indicators that are not applicable to your specific agency, please write the word Not Applicable in the second column and do not put a rating

Summary of APCPI Scores by Pillar

APCPI Pillars	Ideal Rating	Agency Rating
Pillar I: Compliance with Legislative and Regulatory Framework	3.0000	0.92
Pillar II: Agency Institutional Framework and Management Capacity	3.0000	0.38
Pillar III: Procurement Operations and Market Practices	3.0000	#DIV/0!
Pillar IV: Integrity and Transparency of Agency Procurement Systems	3.0000	0.00
Total (Pillar I+Pillar II+Pillar III+ PillarIV)/4	3.0000	#DIV/0!

ANNEX B
GOVERNMENT PROCUREMENT POLICY BOARD
CONSOLIDATED PROCUREMENT MONITORING REPORT
(Page 1 of 2)

Name of Agency: AFP Procurement Service

Period Covered: 01 Jan - 31 Dec 2017

Program 1

	Total Amount of Approved APP	Total Number of Procurement Activities	No. of Contracts Awarded	Total Amount of Contracts Awarded	No. of Failed Biddings	Total No. of Entities who Acquired Bid Docs	Total No. of Bidders who Submitted Bids	Total No. of Bidders who passed Eligibility Stage	No. of Bid Opportunities Posted at PhilGEPS	No. of Contract Award Posted at PhilGEPS
1. Public Bidding*										
1.1. Goods	2,035,333,560.48	95	80	871,995,497.90	57	178	155	123	137	80
1.2. Works	96,135,744.10	16	16	94,872,561.34		18	19	19	16	16
1.3. Consulting Services										
Sub-Total	2,131,469,304.58	111	96	966,868,059.24	57	196	174	142	153	96
2. Alternative Modes										
2.1.1 Shopping (52.1 b above 50K)	1,492,542,673.80	10526	154	55,428,836.07					112	112
2.1.2 Shopping (Others)	138,899,207.99	1563	647	39,331,226.39						
2.2. Direct Contracting	624,759,886.64	4246	3165	87,533,652.01						
2.3. Repeat Order										
2.4. Limited Source Bidding										
2.5.1 Negotiation (Common-Use Supplies)	173,386,021.61	4755	706	19,569,328.48						
2.5.2 Negotiation (TFB 53.1)	5,757,308.89	14	2	5,625,308.89					94	94
2.5.3 Negotiation (SVP 53.9 above 50K)	2,923,771,473.95	22770	3364	841,104,117.02					2790	2298
2.5.4 Negotiation (Others)	1,734,656,189.70	4339	4072	903,551,681.53						
Sub-Total	7,093,772,762.58	48,213	12,110	1,952,144,150.39					2,996	2,504
3. Foreign Funded Procurement**										
3.1. Publicly-Bid										
3.2. Alternative Modes										
Sub-Total	0.00	0	0	0.00						
4. Others, specify:										
TOTAL	9,225,242,067.16	48,324	12,206	2,919,012,209.63						

* Should include foreign-funded publicly-bid projects per procurement type

** All procurement using Foreign Funds excluding National Competitive Bidding (NCB) contracts; conversion to peso will be at BSP rates at the time the bids/quotations were submitted

0.711363636

ANNEX 8
GOVERNMENT PROCUREMENT POLICY BOARD
CONSOLIDATED PROCUREMENT MONITORING REPORT
(Page 2 of 2)

Name of Agency: AFP Procurement Service

Period Covered: 01 Jan - 31 Dec 2017

Program 1

	Total No. Of Contracts that incurred negative slippage	Total No. of contracts with amendments to order or variation orders	Ave. No. of Days for Approval of Resolution/Issuance of Notice of Award	No. of Contracts with Observers Attending	No. of Contracts with COA Observers Attending	Ave. No. of Days to Resolve Requests for Reconsiderations / Protests	No. of Contracts Awarded within prescribed timeframes
	Column 01	Column 02	Column 03	Column 04	Column 05	Column 06	Column 07
1. Public Bidding*							
1.1. Goods			22	2	2	1	2
1.2. Works				5	5		5
1.3. Consulting Services							
Sub-Total	0	0	N/A	7	7	1	7
2. Alternative Modes							
2.1.1 Shopping (52.1 b above 50K)							
2.1.2 Shopping (Others)							
2.2. Direct Contracting							
2.3. Repeat Order							
2.4. Limited Source Bidding							
2.5.1 Negotiation (Common-Use Supplies)							
2.5.2 Negotiation (TFB 53.1)							
2.5.3 Negotiation (SVP 53.9 above 50K)							
2.5.4 Negotiation (Others)							
Sub-Total							
3. Foreign Funded Procurement**							
3.1. Publicly-Bid							
3.2. Alternative Modes							
Sub-Total							
4. Others, specify:							
TOTAL							

* Should include foreign-funded publicly-bid projects per procurement type

** All procurement using Foreign Funds excluding National Competitive Bidding (NCB) contracts; conversion to peso will be at BSP rates at the time the bids/quotations were submitted

Prepared by:

Mis Heidi J Flora CE
Admin Assistant I

Checked by:

Jerico B Perez
SSg (SC) PA
Acting Chief Clerk

Noted by:

FARCON G CANAUGAN
CPT (QMS) PA
Assistant ACS for Operations, PS3

ANNEX B
GOVERNMENT PROCUREMENT POLICY BOARD
CONSOLIDATED PROCUREMENT MONITORING REPORT
(Page 1 of 2)

Name of Agency: AFP Procurement Service

Period Covered: 01 Jan - 31 Dec 2017

Program 2

	Total Amount of Approved APP	Total Number of Procurement Activities	No. of Contracts Awarded	Total Amount of Contracts Awarded	No. of Failed Biddings	Total No. of Entities who Acquired Bid Docs	Total No. of Bidders who Submitted Bids	Total No. of Bidders who passed Eligibility Stage	No. of Bid Opportunities Posted at PhilGEPS	No. of Contract Award Posted at PhilGEPS
1. Public Bidding*										
1.1. Goods	3,133,116,216.57	203	201	3,088,316,216.57	46	367	362	359	203	201
1.2. Works										
1.3. Consulting Services										
Sub-Total	3,133,116,216.57	203	201	3,088,316,216.57	46	367	362	359	203	201
2. Alternative Modes										
2.1.1 Shopping (52.1 b above 50K)	86,211,908.51	232	232	79,521,145.17					178	100
2.1.2 Shopping (Others)	3,899,201.62	50	50	1,125,906.00						
2.2. Direct Contracting	134,630,116.00	10	10	109,630,354.86						
2.3. Repeat Order										
2.4. Limited Source Bidding										
2.5.1 Negotiation (Common-Use Supplies)	627,885.60	36	36	627,855.60						
2.5.2 Negotiation (TFE 53.1)										
2.5.3 Negotiation (SVP 53.9 above 50K)	70,817,247.09	254	254	51,372,499.81					181	164
2.5.4 Negotiation (Others)	19,628,738.75	47	47	1,273,884.00						
Sub-Total	315,815,097.57	629	629	243,549,645.44					359	264
3. Foreign Funded Procurement**										
3.1. Publicly-Bid										
3.2. Alternative Modes										
Sub-Total	0.00	0	0	0.00						
4. Others, specify:										
TOTAL	3,448,931,314.14	832	830	3,331,865,862.01						

* Should include foreign-funded publicly-bid projects per procurement type

** All procurement using Foreign Funds excluding National Competitive Bidding (NCB) contracts; conversion to peso will be at BSP rates at the time the bids/quotations were submitted

0.543205877

ANNEX B
GOVERNMENT PROCUREMENT POLICY BOARD
CONSOLIDATED PROCUREMENT MONITORING REPORT
(Page 2 of 2)

Name of Agency: AFP Procurement Service

Period Covered: 01 Jan - 31 Dec 2017

Program 2

	Total No. Of Contracts that incurred negative slippage	Total No. of contracts with amendments to order or variation orders	Ave. No. of Days for Approval of Resolution/Issuance of Notice of Award	No. of Contracts with Observers Attending	No. of Contracts with COA Observers Attending	Ave. No. of Days to Resolve Requests for Reconsiderations / Protests	No. of Contracts Awarded within prescribed timeframes
1. Public Bidding*	Column 11	Column 12	Column 13	Column 14	Column 15	Column 16	Column 17
1.1. Goods	31	1	7	201	201	3	201
1.2. Works	12						
1.3. Consulting Services							
Sub-Total	43	1	N/A	201	201	3	201
2. Alternative Modes							
2.1.1 Shopping (52.1 b above 50K)							
2.1.2 Shopping (Others)							
2.2. Direct Contracting							
2.3. Repeat Order							
2.4. Limited Source Bidding							
2.5.1 Negotiation (Common-Use Supplies)							
2.5.2 Negotiation (TFB 53.1)							
2.5.3 Negotiation (SVP 53.9 above 50K)							
2.5.4 Negotiation (Others)							
Sub-Total							
3. Foreign Funded Procurement**							
3.1. Publicly-Bid							
3.2. Alternative Modes							
Sub-Total							
4. Others, specify:							
TOTAL							

* Should include foreign-funded publicly-bid projects per procurement type

** All procurement using Foreign Funds excluding National Competitive Bidding (NCB) contracts; conversion to peso will be at BSP rates at the time the bids/quotations were submitted

Prepared by:

Checked by:

Noted by:

Ms Heidi J Flora CE
Admin Assistant I

Jerico B Perez /
SSg (SC) PA
Acting Chief Clerk

FARCON G CANAUGAN
CPT (QMS) PA
Assistant ACS for Operations, PS3

ANNEX B
GOVERNMENT PROCUREMENT POLICY BOARD
CONSOLIDATED PROCUREMENT MONITORING REPORT
(Page 2 of 2)

Name of Agency: AFP Procurement Service

Period Covered: 01 Jan - 31 Dec 2017

Program 4

	Total No. Of Contracts that incurred negative slippage	Total No. of contracts with amendments to order or variation orders	Ave. No. of Days for Approval of Resolution/Issuance of Notice of Award	No. of Contracts with Observers Attending	No. of Contracts with COA Observers Attending	Ave. No. of Days to Resolve Requests for Reconsiderations / Protests	No. of Contracts Awarded within prescribed timeframes
	Column 11	Column 12	Column 14	Column 15	Column 16	Column 17	Column 18
1. Public Bidding*							
1.1. Goods	3		134	1,845	1,834	13	1,560
1.2. Works	24		6	9	2	6	17
1.3. Consulting Services							
Sub-Total	27	0	N/A	1,854	1,836	10	1,577
2. Alternative Modes							
2.1.1 Shopping (52.1 b above 50K)							
2.1.2 Shopping (Others)							
2.2. Direct Contracting							
2.3. Repeat Order							
2.4. Limited Source Bidding							
2.5.1 Negotiation (Common-Use Supplies)							
2.5.2 Negotiation (TFE 52.1)							
2.5.3 Negotiation (SVP 52.9 above 50K)							
2.5.4 Negotiation (Others)							
Sub-Total							
3. Foreign Funded Procurement**							
3.1. Publicly-Bid							
3.2. Alternative Modes							
Sub-Total							
4. Others, specify:							
TOTAL							

* Should include foreign-funded publicly-bid projects per procurement type

** All procurement using Foreign Funds excluding National Competitive Bidding (NCB) contracts; conversion to peso will be at BSP rates at the time the bids/quotations were submitted

Prepared by:

Ms Heidi J Flora CE
Admin Assistant I

Checked by:

Jerico B Perez
SSg (SC) PA
Acting Chief Clerk

Noted by:

FARCON G CANAUGAN
CPT (QMS) PA
Assistant ACS for Operations, PS3

ANNEX B
GOVERNMENT PROCUREMENT POLICY BOARD
CONSOLIDATED PROCUREMENT MONITORING REPORT
(Page 1 of 2)

Name of Agency: AFP Procurement Service

Period Covered: 01 Jan - 31 Dec 2017

Program 1

	Total Amount of Approved APP	Total Number of Procurement Activities	No. of Contracts Awarded	Total Amount of Contracts Awarded	No. of Failed Biddings	Total No. of Entities who Acquired Bid Docs	Total No. of Bidders who Submitted Bids	Total No. of Bidders who passed Eligibility Stage	No. of Bid Opportunities Posted at PhilGEPS	No. of Contract Award Posted at PhilGEPS
1. Public Bidding*										
1.1. Goods	2,035,333,560.48	95	80	871,995,497.90	57	178	155	123	137	80
1.2. Works	96,135,744.10	16	16	94,872,561.34		18	19	19	16	16
1.3. Consulting Services										
Sub-Total	2,131,469,304.58	111	96	966,868,059.24	57	196	174	142	153	96
2. Alternative Modes										
2.1.1 Shopping (52.1 b above 50K)	1,492,542,673.80	10526	154	55,428,836.07					112	112
2.1.2 Shopping (Others)	138,899,207.99	1563	647	39,331,226.39						
2.2. Direct Contracting	624,759,886.64	4246	3165	87,533,652.01						
2.3. Repeat Order										
2.4. Limited Source Bidding										
2.5.1 Negotiation (Common-Use Supplies)	173,386,021.61	4755	706	19,569,328.48						
2.5.2 Negotiation (TFB 53.1)	5,757,308.89	14	2	5,625,308.89						
2.5.3 Negotiation (SVP 53.9 above 50K)	2,923,771,475.95	22770	3364	841,104,117.02					94	94
2.5.4 Negotiation (Others)	1,734,656,189.70	4339	4072	903,551,681.53					2790	2298
Sub-Total	7,093,772,762.58	48,213	12,110	1,952,144,150.39					2,996	2,504
3. Foreign Funded Procurement**										
3.1. Publicly-Bid										
3.2. Alternative Modes										
Sub-Total	0.00	0	0	0.00						
4. Others, specify:										
TOTAL	9,225,242,067.16	48,324	12,206	2,919,012,209.63						

* Should include foreign-funded publicly-bid projects per procurement type

** All procurement using Foreign Funds excluding National Competitive Bidding (NCB) contracts; conversion to peso will be at BSP rates at the time the bids/quotations were submitted

0.711868696

Period Covered: 01 Jan - 31 Dec 2017

[illegible]

XXXX
XXXX
XXXX were submitted

ANNEX B
GOVERNMENT PROCUREMENT POLICY BOARD
CONSOLIDATED PROCUREMENT MONITORING REPORT
(Page 2 of 2)

ame of Agency: AFP Procurement Service

Period Covered: 01 Jan - 31 Dec 2017

Program 2

	Total No. Of Contracts that incurred negative slippage	Total No. of contracts with amendments to order or variation orders	Ave. No. of Days for Approval of Resolution/Issuance of Notice of Award	No. of Contracts with Observers Attending	No. of Contracts with COA Observers Attending	Ave. No. of Days to Resolve Requests for Reconsiderations / Protests	No. of Contracts Awarded within prescribed timeframes
	Column 12	Column 13	Column 14	Column 15	Column 16	Column 17	Column 18
Public Bidding*							
1. Goods	31	1	7	201	201	3	201
2. Works	12						
3. Consulting Services							
Sub-Total	43	1	N/A	201	201	3	201
Alternative Modes							
1.1 Shopping (52.1 b above 50K)							
1.2 Shopping (Others)							
2. Direct Contracting							
3. Repeat Order							
4. Limited Source Bidding							
5.1 Negotiation (Common-Use Supplies)							
5.2 Negotiation (TFB 53.1)							
5.3 Negotiation (SVP 53.9 above 50K)							
5.4 Negotiation (Others)							
Sub-Total							
Foreign Funded Procurement**							
1. Publicly-Bid							
2. Alternative Modes							
Sub-Total							
Others, specify:							
TOTAL							


ould include foreign-funded publicly-bid projects per procurement type

All procurement using Foreign Funds excluding National Competitive Bidding (NCB) contracts; conversion to peso will be at BSP rates at the time the bids/quotations were submitted


pared by:


Heidi J Flora CE
min Assistant I

Checked by:


Jerico B Perez
SSg (SC) PA
Acting Chief Clerk

Noted by:


FARCON G CANAUGAN
CPT (QMS) PA
Assistant ACS for Operations, PS3

ANNEX B
GOVERNMENT PROCUREMENT POLICY BOARD
CONSOLIDATED PROCUREMENT MONITORING REPORT
(Page 1 of 2)

Agency: AFP Procurement Service

Period Covered: 01 Jan - 31 Dec 2017

Program 3

	Total Amount of Approved APP	Total Number of Procurement Activities	No. of Contracts Awarded	Total Amount of Contracts Awarded	No. of Failed Biddings	Total No. of Entities who Acquired Bid Docs	Total No. of Bidders who Submitted Bids	Total No. of Bidders who passed Eligibility Stage	No. of Bid Opportunities Posted at PhilGEPS	No. of Contract Award Posted at PhilGEPS
Column 1	Column 2	Column 3	Column 4	Column 5	Column 6	Column 7	Column 8	Column 9	Column 10	Column 11
Bidding*										
Bids	19,981,722,611.19	467	308	5,476,410,858.18	45	395	340	333	304	264
Consulting Services	414,651,467.44	128	81	195,465,433.84	10	91	83	77	57	49
Sub-Total	2,250,000.00	2	2	2,079,042.56						
Alternative Modes	20,398,624,078.63	597	391	5,673,955,334.58	55	486	423	410	361	313
Shopping (52.1 b above 50K)	905,912,045.89	808	633	429,860,342.18						
Shopping (Others)	1,417,705.03	56	58	1,370,176.45					529	322
Direct Contracting	1,231,968,344.23	1,922	1,922	740,527,481.26						
Blanket Order	0.00	0	0	0.00						
Restricted Source Bidding	0.00	0	0	0.00						
Shopping (Common-Use Supplies)	8,768,810.83	379	379	8,396,368.68						
Shopping (TFB 53.1)	128,698,748.45	10	10	127,111,457.33						
Shopping (SVP 53.9 above 50K)	1,532,347,632.57	2,601	2,603	777,276,046.54					167	167
Shopping (Others)	43,253,295.53	587	587	42,071,524.96					2,020	1,466
Sub-Total	3,852,366,582.53	6,363	6,192	2,126,613,397.40						
Funded Procurement**									2,716	1,955
Publicly-Bid										
Alternative Modes										
Sub-Total	0.00	0	0	0.00						
Specify:	860,626.35	2	2	851,814.00						
TOTAL	24,251,851,287.51	6,962	6,585	7,801,420,545.98						

Include foreign-funded publicly-bid projects per procurement type

Procurement using Foreign Funds excluding National Competitive Bidding (NCB) contracts; conversion to peso will be at BSP rates at the time the bids/quotations were submitted

0.602279729

ANNEX B
GOVERNMENT PROCUREMENT POLICY BOARD
CONSOLIDATED PROCUREMENT MONITORING REPORT
(Page 2 of 2)

Name of Agency: AFP Procurement Service

Period Covered: 01 Jan - 31 Dec 2017

Program 3

	Total No. Of Contracts that incurred negative slippage	Total No. of contracts with amendments to order or variation orders	Ave. No. of Days for Approval of Resolution/Issuance of Notice of Award	No. of Contracts with Observers Attending	No. of Contracts with COA Observers Attending	Ave. No. of Days to Resolve Requests for Reconsiderations / Protests	No. of Contracts Awarded within prescribed timeframes
	Column 12	Column 13	Column 14	Column 15	Column 16	Column 17	Column 18
Public Bidding*							
1. Goods			7	302	252	7	255
2. Works			25	43	38	7	37
3. Consulting Services							
Sub-Total	0	0	N/A	345	290	7	292
Alternative Modes							
1.1.1 Shopping (52.1 b above 50K)							
1.1.2 Shopping (Others)							
1.2. Direct Contracting							
1.3. Repeat Order							
1.4. Limited Source Bidding							
1.5.1 Negotiation (Common-Use Supplies)							
1.5.2 Negotiation (TFB 53.1)							
1.5.3 Negotiation (SVP 53.9 above 50K)							
1.5.4 Negotiation (Others)							
Sub-Total							
Foreign Funded Procurement**							
1. Publicly-Bid							
2. Alternative Modes							
Sub-Total							
Others, specify:							
TOTAL							

should include foreign-funded publicly-bid projects per procurement type

All procurement using Foreign Funds excluding National Competitive Bidding (NCB) contracts; conversion to peso will be at BSP rates at the time the bids/quotations were submitted

Prepared by:

Heidi J. Flora CE
Admin Assistant I

Checked by:

Jerico B Perez
SSg (SC) PA
Acting Chief Clerk

Noted by:

FARCON G CANAUGAN
CPT (QMS) PA
Assistant ACS for Operations, PS3

ANNEX B
GOVERNMENT PROCUREMENT POLICY BOARD
CONSOLIDATED PROCUREMENT MONITORING REPORT
(Page 1 of 2)

Name of Agency: AFP Procurement Service

Program 4

Period Covered: 01 Jan - 31 Dec 2017

	Total Amount of Approved APP	Total Number of Procurement Activities	No. of Contracts Awarded	Total Amount of Contracts Awarded	No. of Failed Biddings	Total No. of Entities who Acquired Bid Docs	Total No. of Bidders who Submitted Bids	Total No. of Bidders who passed Eligibility Stage	No. of Bid Opportunities Posted at PhilGEPS	No. of Contract Award Posted at PhilGEPS
Column 1	Column 2	Column 3	Column 4	Column 5	Column 6	Column 7	Column 8	Column 9	Column 10	Column 11
1. Public Bidding*										
1.1. Goods	3,154,659,972.44	4,090	3,409	2,437,562,337.81	691	2,449	2,403	2,353	4,085	2,668
1.2. Works	521,397,012.95	68	51	469,573,552.43	18	163	150	130	96	79
1.3. Consulting Services	7,879,452.00	3	3	7,824,099.00		5	5	5	3	3
Sub-Total	3,683,936,437.39	4,161	3,463	2,914,959,989.24	709	2,617	2,558	2,488	4,184	2,750
2. Alternative Modes										
2.1.1 Shopping (52.1 b above 50K)	62,421,306.79	629	267	37,072,620.29					173	173
2.1.2 Shopping (Others)	53,034,528.63	462	475	54,560,228.67						
2.2. Direct Contracting	271,378,524.50	2,278	1,964	180,728,007.96						
2.3. Repeat Order										
2.4. Limited Source Bidding										
2.5.1 Negotiation (Common-Use Supplies)	50,973,775.36	627,138	281	15,598,849.04						
2.5.2 Negotiation (TFB 53.1)										
2.5.3 Negotiation (SVP 53.9 above 50K)	1,012,966,225.18	19,646,524	3,022	687,205,619.97						
2.5.4 Negotiation (Others)	80,194,268.70	4,404,757	488	81,448,326.04					2,271	997
Sub-Total	1,530,968,629.16	24,681,787	6,497	1,056,613,651.97					2,444	1,170
3. Foreign Funded Procurement**										
3.1. Publicly-Bid										
3.2. Alternative Modes										
Sub-Total	0.00	0	0	0.00						
4. Others, specify:		25	33	6,435,275.15						
TOTAL	5,214,905,066.55	24,685,973	9,993	3,978,008,916.36						

* Should include foreign-funded publicly-bid projects per procurement type

** All procurement using Foreign Funds excluding National Competitive Bidding (NCB) contracts; conversion to peso will be at BSP rates at the time the bids/quotations were submitted

0.355731225

ANNEX B
GOVERNMENT PROCUREMENT POLICY BOARD
CONSOLIDATED PROCUREMENT MONITORING REPORT
(Page 2 of 2)

Name of Agency: AFP Procurement Service

Period Covered: 01 Jan - 31 Dec 2017

Program 4

	Total No. of Contracts that incurred negative slippage	Total No. of contracts with amendments to order or variation orders	Ave. No. of Days for Approval of Resolution/Issuance of Notice of Award	No. of Contracts with Observers Attending	No. of Contracts with COA Observers Attending	Ave. No. of Days to Resolve Requests for Reconsiderations / Protests	No. of Contracts Awarded within prescribed timeframes
	Column 12	Column 13	Column 14	Column 15	Column 16	Column 17	Column 18
Public Bidding*							
1. Goods	3		134	1,845	1,834	13	1,560
2. Works	24		6	9	2	6	17
3. Consulting Services							
Sub-Total	27	0	N/A	1,854	1,836	10	1,577
Alternative Modes							
2.1.1 Shopping (52.1 b above 50K)							
2.1.2 Shopping (Others)							
2.2. Direct Contracting							
2.3. Repeat Order							
2.4. Limited Source Bidding							
2.5.1 Negotiation (Common-Use Supplies)							
2.5.2 Negotiation (TFB 53.1)							
2.5.3 Negotiation (SVP 53.9 above 50K)							
2.5.4 Negotiation (Others)							
Sub-Total							
Foreign Funded Procurement**							
2.1. Publicly-Bid							
2.2. Alternative Modes							
Sub-Total							
Others, specify:							
TOTAL							

Should include foreign-funded publicly-bid projects per procurement type

All procurement using Foreign Funds excluding National Competitive Bidding (NCB) contracts; conversion to peso will be at BSP rates at the time the bids/quotations were submitted

Prepared by:

Heidi J. Flora CE
Admin Assistant I

Checked by:

Jerico B. Perez
SSg (SC) PA
Acting Chief Clerk

Noted by:

FARCON G. CANAUGAN
CPT (QMS) PA
Assistant ACS for Operations, PS3

HEADQUARTERS
ARMED FORCES OF THE PHILIPPINES PROCUREMENT CENTER
OFFICE OF THE GHQ SPECIAL BIDS AND AWARDS COMMITTEE 1
Camp General Emilio Aguinaldo, Quezon City

GHQSBAC1/adm

12 January 2018

SUBJECT: APCPI and PMR for CY 2017

TO: Chief of Staff, AFP
Post
Attn: DCS for Logistics, J4

1. Reference: Undated Memo from SND, subject: same as above.
2. Anent above reference, respectfully submitted herewith are the Agency Procurement Compliance and Performance Indicator (APCPI) and Procurement Monitoring Report (PMR) of GHQ SBAC1 covering the period from 01 Jan – 31 Dec 17.
3. Further request facilitate for the signature of VCSAFP.
4. For favorable consideration.

FOR THE CHAIRPERSON:


RUBY D VILLAPANDO
CPT PAF
Head, SBAC1 Secretariat

GHQ SPECIAL BIDS AND AWARDS COMMITTEE 1
Procurement Monitoring Report
as of 31 December 2017

Code (PAP)	Procurement Program/Project	PMO/ End-User	Mode of Proc	Actual Procurement Activity								Source of Funds	ABC (Php)			Contract Cost (Php)			List of Invited Observers	Date of Receipt of Invitation				Remarks (Explaining change APP)	
				Pre-Proc Conference	Ads/Post of IABE	Pre-bid Conf	Eligibility Check	Sub/Open of Bids	Bid Evaluation	Post Qual	NOA		Total	MOOE	CO	Total	MOOE	CO		Pre-bid Conf	Eligibility Check	Sub/Open of Bids	Bid Evaluation		
001-17	Construction of Multi-Purpose Building MIG 6 F Aquino Avenue, Fort San Pedro, Iloilo (Intra)	ISAFF	PE	25 May 17, 31 May 17	01 June 17, 26 June 17, 02 Aug 17, 14 Sept 17, 06 Oct 17	06 June 17, 05 July 17, 09 Aug 17, 22 Sept 17, 16 Oct 17	21 June 17, 16 July 17, 26 Aug 17, 05 Oct 17, 07 Nov 17	21 June 17, 18 July 17, 26 Aug 17, 05 Oct 17, 07 Nov 17	21 June 17, 16 July 17, 18 July 17, 29 Aug 17, 05 Oct 17, 07 Nov 17	10 Nov 17	29 Nov 2017	CO 2017	2,875,510.00				2,670,802.91			Representative from the ff: PCCI, GHQ AFP COA & Accounting & PC/CO of AFPPS	02 June 17, 30 June 17, 04 Aug 17, 08 Sept 17, 11 Oct 17	16 June 17, 13 July 17, 24 Aug 17, 26 Oct 17, 02 Nov 17	16 June 17, 13 July 17, 24 Aug 17, 29 Oct 17, 02 Nov 17	16 June 17, 13 July 17, 24 Aug 17, 29 Oct 17, 02 Nov 17	
002-17	Construction of Multi-Purpose Building MIG 5 Camp Gen Simeon Ota, Legaspi City	ISAFF	PE	31 May 17	01 June 17, 26 June 17	05 June 17, 05 July 17	21 June 17, 18 July 17	21 June 17, 16 July 17	21 June 17, 18 July 17	27-29 July 17	30 Aug 2017	CO 2017	2,675,260.00				2,533,715.41			Representative from the ff: PCCI, AFPMC COA & Accounting & PC/CO of AFPPS	02 June 17, 30 June 17	16 June 17, 13 July 17	16 June 17, 13 July 17	16 June 17, 13 July 17	
003-17	Construction of Multi-Purpose Building MIG 9 Camp Navarro, Upper Calanan, Zamboanga	ISAFF	FE	06 June 17	12 June 17, 16 July 17, 14 Sept 17, 05 Oct 17	15 June 17, 25 July 17, 22 Sept 17, 16 Oct 17	05 July 17, 08 Aug 17, 05 Oct 17, 07 Nov 17	05 July 17, 08 Aug 17, 05 Oct 17, 07 Nov 17	05 July 17, 08 Aug 17, 05 Oct 17, 07 Nov 17	N/A	N/A	CO 2017	2,862,857.32				N/A			Representative from the ff: PCCI, AFPMC COA & Accounting & PC/CO of AFPPS	14 June 17, 20 July 17, 15 Sept 17, 05 Oct 17	30 June 17, 03 Aug 17, 26 Sept 17, 07 Nov 17	30 June 17, 03 Aug 17, 26 Sept 17, 07 Nov 17	30 June 17, 03 Aug 17, 26 Sept 17, 07 Nov 17	Failed Bid for th Forwarded to AFI Nov 2017 for i Outsour
004-17	Construction of Multi-Purpose Building MIG 12 Camp BGEN Siongco, Awang DQS, Maguindanao	ISAFF	PE	06 June 17	12 June 17, 16 July 17, 14 Sept 17, 05 Oct 17	15 June 17, 25 July 17, 22 Sept 17, 16 Oct 17	05 July 17, 08 Aug 17, 05 Oct 17, 07 Nov 17	05 July 17, 08 Aug 17, 05 Oct 17, 07 Nov 17	05 July 17, 08 Aug 17, 05 Oct 17, 07 Nov 17	N/A	N/A	CO 2017	2,862,165.00				N/A			Representative from the ff: PCCI, AFPMC COA & Accounting & PC/CO of AFPPS	14 June 17, 20 July 17, 15 Sept 17, 05 Oct 17	30 June 17, 03 Aug 17, 26 Sept 17, 07 Nov 17	30 June 17, 03 Aug 17, 26 Sept 17, 07 Nov 17	30 June 17, 03 Aug 17, 26 Sept 17, 07 Nov 17	Failed Bid for th Forwarded to AFI Nov 2017 for i Outsour
005-17	Construction of Multi-Purpose Building MIG 16 Military Reservation Area, Barangay Bancasi, Butuan City	ISAFF	FE	06 June 17	12 June 17, 07 Aug 17, 14 Sept 17	15 June 17, 05 Aug 17, 22 Sept 17	05 July 17, 25 Aug 17, 05 Oct 17	05 July 17, 25 Aug 17, 05 Oct 17	05 July 17, 29 Aug 17, 05 Oct 17	12-14 Oct 17	26 Nov 2017	CO 2017	2,515,306.64				2,697,529.60			Representative from the ff: PCCI, AFPMC COA & Accounting & PC/CO of AFPPS	14 June 17, 04 Aug 17, 15 Sept 17	30 July 17, 24 Aug 17, 26 Sept 17	30 July 17, 24 Aug 17, 26 Sept 17	30 July 17, 24 Aug 17, 26 Sept 17	
006-17	Construction of Multi-Purpose Building MIG 1 Camp Henry T Allen, Baguio City	ISAFF	FE	06 June 17, 21 June 17	21 June 17, 17 July 17	26 June 17, 25 July 17	11 July 17, 06 Aug 17	11 July 17, 06 Aug 17	11 July 17, 06 Aug 17	27 Aug 17	20 Sept 2017	CO 2017	2,764,354.23				2,552,727.76			Representative from the ff: PCCI, AFPMC COA & Accounting & PC/CO of AFPPS	25 June 17, 20 Jul 17	06 Jul 17, 02 Aug 17	06 Jul 17, 02 Aug 17	06 Jul 17, 02 Aug 17	
007-17	Replacement of Roofing and Trusses of JAGO Building	OTJAG	PE	14 June 17	15 June 17	23 June 17	06 July 17	06 July 17	06 July 17	10 July 17	26 July 2017	CO 2017	1,630,220.35				1,612,041.50			Representative from the ff: PCCI, AFPMC COA & Accounting & PC/CO of AFPPS	16 June 17	30 June 17	30 June 17	30 June 17	
008-17	Repair and Renovation of Four (4) CR at AFPPC	AFPPC	PE	14 June 17	27-Jul-17	04 Aug 17	16 Aug 17	16 Aug 17	16 Aug 17	30 Aug 17	20 Sept 2017	CO 2017	1,675,379.64				1,455,195.91			Representative from the ff: PCCI, AFPMC COA & Accounting & PC/CO of AFPPS	05 June 17	11 Aug 17	11 Aug 17	11 Aug 17	
009-17	Rehab and Repair of OTCE Bldg (Phase II)	OTCE	PE	14 June 17	15 June 17, 11 July 17	23 June 17, 16 July 17	06 July 17, 01 Aug 17	06 July 17, 01 Aug 17	06 July 17, 01 Aug 17	03-05 Aug 17	30 Aug 2017	CO 2017	1,473,271.25				1,422,121.30			Representative from the ff: PCCI, AFPMC COA & Accounting & PC/CO of AFPPS	16 June 17, 13 July 17	30 June 17, 27 July 17	30 June 17, 27 July 17	30 June 17, 27 July 17	
010-17	Acquisition of PMA Network and Information System Upgrade Project	PMA	PE	06 June 17, 21 June 17, 23 June 17	26 June 17, 27 July 17	05 July 17, 04 Aug 17	21 July 17, 16 Aug 17	21 July 17, 16 Aug 17	21 July 17, 16 Aug 17	24-25 Aug 17	05 Dec 2017	AF Modernization Program	55,360,000.00				46,911,040.00			Representative from the ff: PCCI, AFPMC COA & Accounting & PC/CO of AFPPS	30 June 17, 26 July 17	14 July 17, 11 Aug 17	14 July 17, 11 Aug 17	14 July 17, 11 Aug 17	
012-17	Construction of Three (3) Storey Military Nurses Officers Quarters (MNOO)	AFPMC	PE	11 Jul 17	13 July 17	21 July 17	02 Aug 17	02 Aug 17	02 Aug 17	10 aug 17	20 Sept 2017	CO 2017	37,455,676.05				32,363,435.67			Representative from the ff: PCCI, AFPMC COA & Accounting & PC/CO of AFPPS	14 July 17	26 July 17	26 July 17	26 July 17	

Code (PAP)	Procurement Program/Project	PMO/ End-User	Mode of Proc	Actual Procurement Activity								Source of Funds	ABC (PhP)			Contract Cost (PhP)			List of Invited Observers	Date of Receipt of Invitation				Remark (Explaining change APP)
				Pre-Proc Conference	Adm/Post of IABE	Pre-bid Conf	Eligibility Check	Sub/Open of Bids	Bid Evaluation	Post Qual	NOA		Total	MOOE	CO	Total	MOOE	CO		Pre-bid Conf	Eligibility Check	Sub/Open of Bids	Bid Evaluation	
014-17	Repair & Improvement of Cadet's Room & Study Room of Mayo Hall Barracks of PMA Fort General Gregorio H Del Pilar, Baguio City	PMA	PE	13 July 17	17 July 17	25 July 17	06 Aug 17	06 Aug 17	06 Aug 17	22 Aug 17	20 Sept 2017	SPAPS	1,999,006.03			1,785,710.15			Representative from the ff: PCCI, AFPMC COA & Accounting & PCOCO of AFPPS	20 July 17	03 Aug 17	03 Aug 17	03 Aug 17	
017-17	Repair of Chaplain Service Ecumenical Building	GHQ & HSC	PE	16 sept 17	20 Sept 17, 16 Oct 17	27 Sept 17, 23 Oct 17	11 Oct 17, 05 Nov 17	11 Oct 17, 05 Nov 17	11 Oct 17, 05 Nov 17	10 Nov 17	06 Dec 2017	SPAPS	1,072,138.27			1,031,729.40			Representative from the ff: PCCI, AFPMC COA & Accounting & PCOCO of AFPPS	22 Sept 17, 16 Oct 17	05 Oct 17, 27 Oct 17	05 Oct 17, 27 Oct 17	05 Oct 17, 27 Oct 17	
018-17	Replacement of Electric Distribution Transformers of WESCOM	WESCOM	PE	21 Jul 17	25 July 17	01 Aug 17	15 Aug 17	15 Aug 17	15 Aug 17	22 Aug 17	20 Sept 2017	TRUST RECEIPTS	1,841,893.66			1,762,076.16			Representative from the ff: PCCI, AFPMC COA & Accounting & PCOCO of AFPPS	27 July 17	10 Aug 17	10 Aug 17	10 Aug 17	
019-17	Repair of Power House Building of WESCOM	WESCOM	PE	21 Jul 17	25 July 17, 12 Oct 17	01 Aug 17, 15 Oct 17	15 Aug 17, 06 Nov 17	15 Aug 17, 06 Nov 17	15 Aug 17, 06 Nov 17	21-22 Nov 17	20 Sept 2017	TRUST RECEIPTS	1,703,686.40			1,702,561.55			Representative from the ff: PCCI, AFPMC COA & Accounting & PCOCO of AFPPS	27 July 17, 13 Oct 17	10 Aug 17, 03 Nov 17	10 Aug 17, 03 Nov 17	10 Aug 17, 03 Nov 17	
020-17	Repair of One (1) Unit JOC Transform Into VIP Quarters of HSO.COM	HSO.COM	PE	14 Jul 17, 18 Jul 17	15 July 17, 27 Sept 17, 18 Oct 17	26 July 17, 04 Oct 17, 26 Oct 17	05 Aug 17, 17 Oct 17, 06 Nov 17	05 Aug 17, 17 Oct 17, 06 Nov 17	05 Aug 17, 17 Oct 17, 06 Nov 17	14-15 Nov 17	06 Dec 2017	SPAPS	1,154,976.06			1,154,223.76			Representative from the ff: PCCI, AFPMC COA & Accounting & PCOCO of AFPPS	21 July 17, 26 Sept 17, 20 Oct 17	04 Aug 17, 12 Oct 17, 03 Nov 17	04 Aug 17, 12 Oct 17, 03 Nov 17	04 Aug 17, 12 Oct 17, 03 Nov 17	
024-17	Visitor's Holding Area at GHQ Building	GHQ & HSC	PE	21 Jul 17	25 July 17	01 Aug 17	15 Aug 17	15 Aug 17	15 Aug 17	17 Aug 17	27 Sept 2017	MOOE	1,213,456.92			1,163,100.30			Representative from the ff: PCCI, AFPMC COA & Accounting & PCOCO of AFPPS	27 July 17	10 Aug 17	10 Aug 17	10 Aug 17	
026-17	Conversion of Electrical System from 3.6KV to 54.5 KV Primary Line & Replacement and Installation of Street Lights of CGEA	GHQ & HSC	PE	15 Aug 17	22 Aug 17	26 Aug 17	12 Sept 17	12 Sept 17	12 Sept 17	15 Sept 17	27 Oct 2017	TRUST RECEIPTS	37,331,855.63			35,164,996.96			Representative from the ff: PCCI, AFPMC COA & Accounting & PCOCO of AFPPS	24 Aug 17	07 Sept 17	07 Sept 17	07 Sept 17	
027-17	Construction of Five (5) Units Senior NCO Quarters	PMA	PE	01 Aug 17, 01 Sept 17	15 Sept 17	26 Sept 17	10 Oct 17	10 Oct 17	10 Oct 17	12 Oct 17	05 Dec 2017	CO 2017	5,765,316.76			5,246,731.45			Representative from the ff: PCCI, AFPMC COA & Accounting & PCOCO of AFPPS	21 Sept 17	05 Oct 17	05 Oct 17	05 Oct 17	
028-17	Construction of Seven (7) Units Enlisted Personnel Quarters	PMA	PE	01 Aug 17, 01 Sept 17	15 Sept 17, 12 Oct 17	26 Sept 17, 15 Oct 17	10 Oct 17, 06 Nov 17	10 Oct 17, 06 Nov 17	10 Oct 17, 06 Nov 17	05 Nov 17	20 Dec 2017	CO 2017	5,675,113.42			5,056,858.88			Representative from the ff: PCCI, AFPMC COA & Accounting & PCOCO of AFPPS	21 Sept 17, 13 Oct 17	05 Oct 17, 03 Nov 17	05 Oct 17, 03 Nov 17	05 Oct 17, 03 Nov 17	
029-17	Construction of One (1) Unit EF Barracks	PMA	PE	01 Aug 17, 01 Sept 17	15 Sept 17	26 Sept 17	10 Oct 17	10 Oct 17	10 Oct 17	12 Oct 17	05 Dec 2017	CO 2017	9,190,667.16			7,604,810.53			Representative from the ff: PCCI, AFPMC COA & Accounting & PCOCO of AFPPS	21 Sept 17	05 Oct 17	05 Oct 17	05 Oct 17	
030-17	Repair of CENTCOM Adjutant, CPM and NAFO Bldg.	CENTCOM	PE	04 Aug 17, 01 Sept 17	14 Sept 17, 12 Oct 17	22 Sept 17, 15 Oct 17	10 Oct 17, 06 Nov 17	10 Oct 17, 06 Nov 17	10 Oct 17, 06 Nov 17	17-18 Nov 17	20 Dec 2017	SPAPS	2,380,154.00			2,331,072.70			Representative from the ff: PCCI, AFPMC COA & Accounting & PCOCO of AFPPS	15 Sept 17, 13 Oct 17	05 Oct 17, 03 Nov 17	05 Oct 17, 03 Nov 17	05 Oct 17, 03 Nov 17	
032-17	Construction of CENTCOM CHE Fence	CENTCOM	PE	16 Sept 17	20 Sept 17	27 Sept 17	11 Oct 17	11 Oct 17	11 Oct 17	20-21 Oct 17	05 Nov 2017	TRUST RECEIPTS	3,295,010.65			2,585,462.23			Representative from the ff: PCCI, AFPMC COA & Accounting & PCOCO of AFPPS	22 Sept 17	05 Oct 17	06 Oct 17	06 Oct 17	

Code (PAP)	Procurement Program/Project	PMO/ End-User	Mode of Proc	Actual Procurement Activity								Source of Funds	ABC (PhP)			Contract Cost (PhP)			List of Invited Observers	Date of Receipt of Invitation				Remark (Explaining change APP)
				Pre-Bid Conference	Advs Post of I&EE	Pre-bid Cont	Eligibility Check	Sub/Open of Bids	Bid Evaluation	Post Qual	NOA		Total	MOOE	CO	Total	MOOE	CO		Pre-bid Cont	Eligibility Check	Sub/Open of Bids	Bid Evaluation	
033-17	Repair/Renovation of General Vicente Lim Hall Building AFPETDC, CGEA, Quezon City.	AFPETDC	PE	18 Sept 17	20 Sept 17	27 Sept 17	11 Oct 17	11 Oct 17	11 Oct 17	16 Oct 17	03 Jan 2018	CO 2017	10,406,369.02			10,206,653.00			Representative from the ff: PCCI, AFPMC COA & Accounting & PC/CO of AFPPS	22 Sept 17	06 Oct 17	06 Oct 17	06 Oct 17	
034-17	Construction of Jacinto Hall Annex Building AFPETDC, CGEA, Quezon City	AFPETDC	PE	18 Sept 17	20 Sept 17, 05 Oct 17	27 Sept 17, 12 Oct 17	26 Oct 17	26 Oct 17	26 Oct 17	2-5 Nov 17	20 Dec 2017	CO 2017	26,651,650.00			26,767,997.29			Representative from the ff: PCCI, AFPMC COA & Accounting & PC/CO of AFPPS	22 Sept 17, 06 Oct 17	20 Oct 17	20 Oct 17	20 Oct 17	
035-17	Renovation of Building No. 6 & 5, AFPGSC, CGEA, Quezon City.	AFPETDC	PE	11 Oct 17	16 Oct 17	23 Oct 17	06 Nov 17	06 Nov 17	06 Nov 17	06 Nov 17	27 Dec 2017	CO 2017	16,676,406.75			16,662,611.76			Representative from the ff: PCCI, AFPMC COA & Accounting & PC/CO of AFPPS	16 Oct 17	27 Oct 17	27 Oct 17	27 Oct 17	
036-17	Procurement of Construction Materials for the Repair and Renovation of GHQ Training School	GHQ & HSC	PE	16 Nov 17	22 Nov 17	26 Nov 17	12 Dec 17	12 Dec 17	12 Dec 17	N/A	N/A	TRUST RECEIPTS	3,696,666.10			N/A			Representative from the ff: PCCI, AFPMC COA & Accounting & PC/CO of AFPPS	24 Nov 17	07 Dec 17	07 Dec 17	07 Dec 17	Failed Bidding December 2017 proponent forward TWS on 12 Dec Mandatory R
037-17	Procurement of Construction Materials for the Repair of Wellness Center	GHQ & HSC	PE	16 Nov 17	22 Nov 17	26 Nov 17	12 Dec 17	12 Dec 17	12 Dec 17	16 Dec 17	21 Dec 2017	MOOE	4,210,272.00			4,206,004.50			Representative from the ff: PCCI, AFPMC COA & Accounting & PC/CO of AFPPS	24 Nov 17	07 Dec 17	07 Dec 17	07 Dec 17	
037-17	Procurement of Transformers to Support the Rehabilitation of Distribution Transformer in CGEA, DC	GHQ & HSC	PE	26 Sept 17	27 Sept 17	04 Oct 17	17 Oct 17	17 Oct 17	17 Oct 17	27 Oct 17	06 Dec 2017	TRUST RECEIPTS	2,066,660.00			2,026,666.40			Representative from the ff: PCCI, AFPMC COA & Accounting & PC/CO of AFPPS	26 Sept 17	12 Oct 17	12 Oct 17	12 Oct 17	
038-17	Construction of two (2) Storey CGEA Station House (Phase 1)	GHQ & HSC	PE	11 Oct 17	16 Oct 17	23 Oct 17	06 Nov 17	06 Nov 17	06 Nov 17	10 Nov 17	27 Dec 2017	IATF	104,720,000.00			97,677,667.62			Representative from the ff: PCCI, AFPMC COA & Accounting & PC/CO of AFPPS	16 Oct 17	30 Oct 17	30 Oct 17	30 Oct 17	

Recommend Approval:

ROBERT A EMPEDRAD
RADIM AFP
Chairperson, GHQSBAC1

Approved by:

SALVADOR MELCHOR B MISON JR
Lieutenant General, AFP
Vice Chief of Staff

OFFICE OF THE CHIEF OF SPECIALS AND AWARDS COMMITTEE 2

Camp General Emilio Aguinaldo, Quezon City

GHQSBAC2

12 January 2018

**SUBJECT: Submission of the APCPI and Procurement Monitoring Report
for CY 2017**

TO: Chief of Staff, AFP
Post
Attn: DCS for Logistics, J4

1. Reference: Undated Memo from SND with same subject above.
2. Per above reference, submitted are the GHQSBAC2 Procurement Monitoring Report (PMR) CY 2017 and Agency Procurement Compliance Performance Indicator (APCPI) covering the period from 01 January to 31 December 2017 in the form prescribed by the Government Procurement Policy Board (GPPB) for the appreciation of Head of the Procuring Entity (Program 4).
3. Request acknowledge receipt.


ELVIN B. VELASCO
MGEN AFP
Chairperson

GHQ SPECIAL BIDS AND AWARDS COMMITTEE 2
Procurement Monitoring Report
as of 31 December 2017

Code (PAP)	Procurement Program/Project	PMO/ End-User	Mode of Proc	Actual Procurement Activity								Source of Funds	ABC (PhP)		
				Pre-Proc Conference	Ads/Post of IAEB	Pre-bid Conf	Eligibility Check	Sub/Open of Bids	Bid Evaluation	Post Qual	NOA		Total	MOOE	CO
001-17	Emergency Procurement of 18 ea Bullet Proof Vest (Goods)	PSG	NP	01 Aug 17, 08 Aug 17		05 Sep 17 21 Sep 17 10 Oct 17	17 May 17 14 Jun 17	19 Sep 17 03 Oct 17 24 Oct 17	19 Sep 17 03 Oct 17 24 Oct 17	30-Oct-17	29-Nov-17	MOOE	1,200,000.00	1200000	
002-17	Emergency Procurement of 39 units of Motor Vehicle	PSG	NP	01-Aug-17		21-Sep-17	03-Oct-17	03-Oct-17	03-Oct-17	5-6 Oct 17	06-Nov-17	IATF	52, 842,640.00		52, 842,640.00
001-17	Procurement of 500 sets Business Suits	PSG	CB	08 Aug 17 15 Aug 17	30-Aug-17	05-Sep-17	19-Sep-17	19-Sep-17	19-Sep-17	22-Sep-17	30-Oct-17	IATF	4,250,000.00		4,250,000.00
002-17	Procurement of Printing of Supplies and Materials	OTAG	CB	08 Aug 17 17 Aug 17	30-Aug-17	05-Sep-17	19-Sep-17	19-Sep-17	19-Sep-17	22-Sep-17	24-Oct-17	MOOE	1, 796,600.00	1, 796,600.00	
003-17	Construction of Two (2) Storey Office Building AFPCMOS	CRS	CB	08 Aug 17 17 Aug 17	30-Aug-17	05 Sep 17 12 Oct 17	19 Sep 17 26 Oct 17	19 Sep 17 26 Oct 17	19 Sep 17 26 Oct 17	07-Nov-17	11-Dec-17	(Title 10/Trust Receipt)	2,883,208.00	2,883,208.00	
004-17	Procurement of 300 ea Plastic Pallet	GHQ & HSC	CB	08 Aug 17 29 Aug 17	12 Sep 17 06 Oct 17	12 Sep 17 06 Oct 17	03 Oct 17 26 Oct 17	03 Oct 17 26 Oct 17	03 Oct 17 26 Oct 17	27-Oct-17	21-Nov-17	MOOE 2017	1,400,000.00	1,400,000.00	
005-17	Procurement of Consulting Services to Support the GIS (Complete Mapping Details including Details with GIS Mapping and Scale Model)	GHQ & HSC	CB	29 Aug 17 12 Sep 17 21 Sep 17	27-Sep-17	10-Oct-17	24-Oct-17	24-Oct-17	24-Oct-17	26-Oct-17	20-Nov-17	MOOE	4, 475,650.00	4, 475,650.00	
006-17	Procurement of Consulting Services to Support the Structural Analysis/Assessment of GHQ Building	GHQ & HSC	CB	29 Aug 17 12 Sep 17 21 Sep 17	27-Sep-17	10-Oct-17	24-Oct-17	24-Oct-17	24-Oct-17	30-Oct-17	24-Nov-17	MOOE	1, 851,806.00	1, 851,806.00	
007-17	Procurement of Consulting Services to Support the Structural Analysis/Assessment of Bulwagan Valdez	GHQ & HSC	CB	29 Aug 17 12 Sep 17 21 Sep 17	27-Sep-17	10-Oct-17	24-Oct-17	24-Oct-17	24-Oct-17	20-Dec-17	27-Dec-17	MOOE	1, 550,976.00	1, 550,976.00	

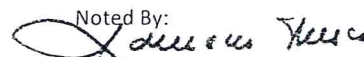
Contract Cost (PhP)		List of Invited Observers	Date				Bi
MOOE	CO		Pre-Proc Conf	Pre-bid Conf	Eligibility Check	Sub/Open of Bids	
0	1,187,280.00	Representative from the ff: PCCI, PSG COA & Accounting & PC/CO of AFPPS		04 Sep 17 20 Sep 17 09 Oct 17	19 Sep 17 03 Oct 17 24 Oct 17	19 Sep 17 03 Oct 17 24 Oct 17	
0	52,841,500.00	Representative from the ff: PCCI, PSG COA & Accounting & PC/CO of AFPPS		20-Sep-17	02-Oct-17	2-Oct-17	2
0	3,122,500.00	Representative from the ff: PCCI, PSG COA & Accounting & PC/CO of AFPPS		4-Sep-17	18-Sep-17	18-Sep-17	1
0	1,746,000.00	Representative from the ff: PCCI, GHQ AFP COA & Accounting & PC/CO of AFPPS		5-Sep-17	19-Sep-17	19-Sep-17	1
5	2,425,254.85	Representative from the ff: PCCI, GHQ AFP COA & Accounting & PC/CO of AFPPS		04 Sep 17 10 Oct 17	18 Sep 17 24 Oct 17	18 Sep 17 24 Oct 17	1 2
0	1,195,664.00	Representative from the ff: PCCI, GHQ AFP COA & Accounting & PC/CO of AFPPS		11 Sep 17 04 Oct 17	29 Sep 17 24 Oct 17	29 Sep 17 24 Oct 17	2 2
0	4,425,646.40	Representative from the ff: PCCI, GHQ AFP COA & Accounting & PC/CO of AFPPS		25-Sep-17	20-Oct-17	20-Oct-17	2
0	1,650,000.00	Representative from the ff: PCCI, GHQ AFP COA & Accounting & PC/CO of AFPPS		25-Sep-17	20-Oct-17	20-Oct-17	2
1	1,550,452.61	Representative from the ff: PCCI, GHQ AFP COA & Accounting & PC/CO of AFPPS		25-Sep-17	20-Oct-17	20-Oct-17	2

Code (PAP)	Procurement Program/Project	PMO/ End-User	Mode of Proc	Actual Procurement Activity								Source of Funds
				Pre-Proc Conference	Ads/Post of IAEB	Pre-bid Conf	Eligibility Check	Sub/Open of Bids	Bid Evaluation	Post Qual	NOA	
008-17	Procurement of Four (4) units of Multi purpose Vehicles	CENTCOM	CB	12 Sep 17 21 Sep 17	27-Sep-17	03-Oct-17						AFP Trust Receipt
009-17	Procurement of One (1) Unit Mobile Generator 125KVA (Trailer Mounted)	GHQ & HSC	CB	12 Sep 17 21 Sep 17	27-Sep-17	10/3/2017 27-Oct-17	17-Oct-17 09-Nov-17	17-Oct-17 09-Nov-17	17-Oct-17 09-Nov-17	09-Nov-17	27-Nov-17	AFP Trust Receipt (Title 10)
010-17	Procurement of Ten (10) sets Fireman Suits and Equipment	GHQ & HSC	CB	12-Sep-17 21 Oct 17 10 Oct 17	28-Apr-17	27-Oct-17 28-Nov-17	09-Nov-17 12-Dec-17	09-Nov-17 12-Dec-17	09-Nov-17 12-Dec-17	14-Dec-17	22-Dec-17	AFP Trust Receipt (Title 10)
011-17	Supply, Delivery, Installation and Commissioning for the procurement of Amenities of GHQ Grandstand	GHQ & HSC	CB	10-Oct-17 17-Oct-17 24-Oct-17								AFP Trust Receipt 2017
012-17	Repair of Vehicles	GHQ & HSC	CB	17-Oct-17								MOOE

Prepared By:

ALVIN C. JAO BAZAR
CPT PN(M)
Head Secretariat

Contract Cost (Php)		List of Invited Observers	Date of Receipt of Invitation									Remarks (Explaining changes from APP)
MOOE	CO		Pre-Proc Conf	Pre-bid Conf	Eligibility Check	Sub/Open of Bids	Bid Evaluation	Post Qual	Notice of Award	Contract Signing	Delivery/ Accept	
												Awaiting for the Authority to Purchase from DBM
	1,850,000.00	Representative from the ff: PCCI, GHQ AFP COA & Accounting & PC/CO of AFPPS		02-Oct-17 24-Oct-17	16-Oct-17 07-Nov-17	16-Oct-17 07-Nov-17	16-Oct-17 07-Nov-17					
	1,064,572.00	Representative from the ff: PCCI, GHQ AFP COA & Accounting & PC/CO of AFPPS		25-Oct-17 24-Nov-17	07-Nov-17 08-Dec-17	07-Nov-17 08-Dec-17	07-Nov-17 08-Dec-17					
												Change in Mode of Procurement from Competitive Bidding to Negotiated Procurement

Noted By:

 SALVADOR MELCHOR B MISON JR
 Lieutenant General, AFP
 Vice Chief of Staff

GOVERNMENT
CONSOLIDATED

Name of Agency: GHQ SBAC 2

	Total Amount of Approved APP	Total Number of Procurement Activities	No. of Contracts Awarded	Total Contract
Column 1	Column 2	Column 3	Column 4	Column 5
1. Public Bidding*				
1.1. Goods	22,376,506.20	8	5	
1.2. Works	2,883,208.00	1	1	
1.3. Consulting Services	7,879,452.00	3	3	
Sub-Total	33,139,166.20	12	9	19,2
2. Alternative Modes				
2.1.1 Shopping (52.1 b above 50K)				
2.1.2 Shopping (Others)				
2.2. Direct Contracting				
2.3. Repeat Order				
2.4. Limited Source Bidding				
2.5.1 Negotiation (Common-Use Supplies)				
2.5.2 Negotiation (TFB 53.1)				
2.5.3 Negotiation (SVP 53.9 above 50K)				
2.5.4 Negotiation (Others)	54,042,640.00	2	2.00	54,0
Sub-Total	54,042,640.00	2	2	54,0
3. Foreign Funded Procurement**				
3.1. Publicly-Bid	0.00	0	0	
3.2. Alternative Modes	0.00	0	0	
Sub-Total	0.00	0	0	
4. Others, specify:				
TOTAL	87,181,806.20	14	11	73,2

* Should include foreign-funded publicly-bid projects per procurement type

** All procurement using Foreign Funds excluding National Competitive Bidding (NCB) contracts; conversion to peso will

Prepared by:

ALVIN C JAO BAZAR
CPT PN(M)
Head Secretariat

Special Bids and Awards Committee 2

	Total No Contracts incurred ne slippag Column
1. Public Bidding* . . .	
1.1. Goods	0
1.2. Works	0
1.3. Consulting Services	0
Sub-Total	0
2. Alternative Modes	
2.1.1 Shopping (52.1 b above 50K)	
2.1.2 Shopping (Others)	
2.2. Direct Contracting	
2.3. Repeat Order	
2.4. Limited Source Bidding	
2.5.1 Negotiation (Common-Use Supplies)	
2.5.2 Negotiation (TFB 53.1)	
2.5.3 Negotiation (SVP 53.9 above 50K)	
2.5.4 Negotiation (Others)	
Sub-Total	
3. Foreign Funded Procurement**	
3.1. Publicly-Bid	
3.2. Alternative Modes	
Sub-Total	
4. Others, specify:	
TOTAL	