


QUARTERLY PHYSICAL REPORT OF OPERATIONS
As of 2022 December 31


Department: Department of National Defense (DND)
Appropriations: Current Year Appropriations
Agency: GHQ, AFP and AFP-Wide Service Support Units (AFPWSSUs)
Operating Unit: General Headquarters - Proper
Organization Code: (UACS): 170101700001
Report Status:

Particulars	UACS Code	Physical Targets					Physical Accomplishments					Variance as of Dec 31, 2022	Remarks
		1st Quarter	2nd Quarter	3rd Quarter	4th Quarter	Total	1st Quarter	2nd Quarter	3rd Quarter	4th Quarter	Total		
Part A													
I. Operations													
OO: Sovereignty of the State and the Filipino people protected													
JOINT FORCE PLANNING PROGRAM	310100100001000												
Outcome Indicator													
Percentage of military plans, programs and policies formulated, reviewed and revised		90%	90%	90%	90%	90%	98%	61%	122%	192%	118%		
Output Indicator													
Number of military plans and policies formulated and adopted/issued		58	59	58	59	234	57	36	71	113	277	43	As of 31 December 2022, the AFP formulated and issued a total of 277 military plans and policies including additional unprogrammed plans and policies formulated, revised and reviewed. This translates to 118% Accomplishment Rate.
JOINT FORCE OPERATIONS SUB-PROGRAM	310100100001000												
Outcome Indicator													
Percentage compliances with strategic initiatives, memorandum of agreement/understanding and other treaties pertaining to Bilateral and Multilateral engagements		100%	100%	100%	100%	100%	100%	100%	100%	100%	100%		The AFP is fully compliant with this Outcome Indicator.
Output Indicator													
Number of Bilateral and Multilateral engagements		35	35	35	35	140	40	50	82	79	251	111	The rate of accomplishment on this aspect is 179% including various conferences, meetings, courtesy calls and conferences participated and done virtually. Majority of the additional engagements were conducted virtually.

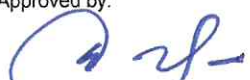
Prepared by:


BGEN FERNANDO M REYEG PA
DCS for Operations, J3
Date:

In coordination with:


COMMO JOHN R GARAÑA PN
Acting DCS for Financial Management, J10
Date:

Approved by:


LTGEN ARTHUR M CORDURA PAF
Vice Chief of Staff, AFP
Date:

Outcome Indicator													
Percentage of successful security operations for president, first family, visiting heads of state/government and other VVIPs		100%	100%	100%	100%	100%	100%	100%	100%	100%	100%		
Output Indicator													
2. Number of security operations for the president, first family, visiting heads of state/government and other VVIPs conducted		1,485	1,487	1,486	1,486	5,944	1,628	1,989	1,065	1,080	5,762	(182)	Generally, the negative variance was attributed by COVID-19 restrictions.
JOINT FORCE CAPABILITY PROGRAM	310100100001000												
Outcome Indicator													
1. Percentage of patients treated returning to duty (AFPHSC)		90%	90%	90%	90%	90%	80%	85%	90%	89%	86%		
2. Percentage of commanders who rated the new graduates satisfactory or better		90%	90%	90%	90%	90%	90%	90%	90%	93%	87%		
Output Indicator													
1. Number of patients that received treatment		2,713	2,713	2,713	2,713	10,852	2,310	2,234	2,601	3,962	11,107	255	The huge positive variance is due to the inclusion of accomplishments from Military Treatment Facilities of different Unified Commands. Aside from the 102% accomplishment rate from Jan - Dec, AFPHSC also conducted 199 Health Service Education & Training and dispatched a total of 1,538 medical and surgical teams.
2. Percentage of patients treated within the accepted Length of Stay (LOS) per case		90%	90%	90%	90%	90%	85%	81%	80%	75%	80%		
3. Number of students trained													
a) Cadets (PMA)		1,300	1,300	1,300	1,300	1,300	1,259	955	1,342	1,296	1,296	(4)	The negative variance is due to attrition caused by loss of interest, failure in academics, medical related and violation of Honor Code.
b) Personnel (Post-Commission)		146	146	146	146	146	273	273	273	271	271	125	For CY 2022, there were 271 Officers who graduated from CGSC, as follows: Class 70 - 113 Officers; and Class 71 - 158 Officers.

Prepared by:

BGEN FERNANDO M REYEG PA
DCS for Operations, J3
Date:

In coordination with:

COMMO JOHN R GARAÑA PN
Acting DCS for Financial Management, J10
Date:

Approved by:

LTGEN ARTHUR M CORDURA PAF
Vice Chief of Staff, AFP
Date:

c) Reservist Training							606	468	488	368	1,930		There is no physical target set for reservist training in the GAA. However, as of 31 December 2022, AFPRESCOM conducted Pre-Entry, Specialization and HADR Trainings benefiting 424 Officers and 1,506 EP.
JOINT FORCE OPERATIONS PROGRAM	310100100001000												
1. Number of operations conducted		25,889	25,890	25,890	25,890	103,559	23,545	42,049	27,520	19,830	112,944	9,385	For CY 2022, Unified Commands, Combatant Commands and Concerned Combat Support Units conducted a total of 112,944 operations which translates to 109% accomplishment rate. The positive variance was attributed to Intel-driven focused-military operations in order to expedite the destruction of CTG, LTG, BIFF, ASG and other armed adversaries of the state; and to expedite the dismantling of CTG Guerilla Fronts. Likewise, the conduct of HADR-related operations and External Defense Operations contributed much on the accomplishments.
JOINT FORCE CAPABILITY PROGRAM	310100100001000												
AFP MODERNIZATION SUB-PROGRAM													
Outcome Indicator													
Percentage of AFP Modernization Projects being implemented		100%	100%	100%	100%	100%	0%	17%	0%	0%	17%	-	

Prepared by:

BGEN FERNANDO M REYEG PA
DCS for Operations, J3
Date:

In coordination with:

COMMO JOHN R GARAÑA PN
Acting DCS for Financial Management, J10
Date:

Approved by:


LTGEN ARTHUR M CORDURA PAF
Vice Chief of Staff, AFP
Date:

Output Indicator													
Number of approved Acquisition Decision Memorandum		2	3	2	3	10	3	3	-	-	6	(4)	Only one (1) out of the six (6) ADM issued was implemented due to non-allocation of funds. This translates into 16.67% Accomplishment Rate. The variance was due to the discontinuance of the implementation of projects considering the technical data and perceived problems related to its acquisition.


Prepared by:


BGEN FERNANDO M REYEG PA
DCS for Operations, J3
Date:

In coordination with:


COMMO JOHN R GARAÑA PN
Acting DCS for Financial Management, J10
Date:

Approved by:


LTGEN ARTHUR M CORDURA PAF
Vice Chief of Staff, AFP
Date:

QUARTERLY PHYSICAL REPORT OF OPERATION
As of 31 December 2022

BAR No. 1

Department: Department of National Defense (DND)

Appropriations: Current Year Appropriations

Agency: General Headquarters, AFP and AFP-Wide Service Support Units (AFPWSSUS)

Operating Unit: Armed Forces of the Philippines Health Service Command

Organization Code (UACS): 170101700003

Report Status:

Particulars	UACS CODE	Physical Targets					Physical Accomplishments					Variance as of 31 December 2022
		1st Quarter	2nd Quarter	3rd Quarter	4th Quarter	Total	1st Quarter	2nd Quarter	3rd Quarter	4th Quarter	Total	
1	2	3	4	5	6	7=(3+4+5+6)	8	9	10	11	12=(8+9+10+11)	13
Part A												
I. Operations												
JOINT FORCE CAPABILITY PROGRAM												
Outcome Indicators												
Performance Indicator 1												
1. Percentage of patients treated returning to duty (AFPMC)		90%	90%	90%	90%	90%	80%	86%	90%	89%	86%	4%
Output Indicators												
Performance Indicator 2												
1. Number of patients that received treatment		2,713	2,713	2,713	2,713	10,852	2,310	2,234	2,601	3,962	11,107	255
Performance Indicator 3												
2. Percentage of patients treated within the accepted Length of Stay (LOS) per case		90%	90%	90%	90%	90%	88%	88%	88%	83%	87%	3%

Prepared By:


COL JOSEPH ALAIN U IBUNA MAC (GSC)
Planning Services Head/Planning Officer

In coordination with:


CDR OFELIA S BRIONES PN
Financial Services Head/Budget Officer

Approved By:


BGEN EDGAR M CARDINOZA PAF
Agency Head/Department Secretary

QUARTERLY PHYSICAL REPORT OF OPERATION
As of December 31, 2022

BAR No. 1


Department : Department of National Defense (DND)
Agency : General Headquarters, AFP and AFP-Wide Service Support Units (AFPWSSUs)
Operating Unit : Philippine Military Academy
Organization Code (UACS) : 17 010 1700002

Particulars	UACS CODE	Physical Target (Budget Year)					Physical Accomplishment (Budget Year)					Variance as of 12/31/2022	Remarks
		1st Quarter	2nd Quarter	3rd Quarter	4th Quarter	Total	1st Quarter	2nd Quarter	3rd Quarter	4th Quarter	Total		
1	2	3	4	5	6	7	8	9	10	11	12	13	14
JOINT FORCE CAPABILITY PROGRAM	31030000000000 00												
OO : Sovereignty of the State and the Filipino people protected													
Outcome Indicators: Percentage of Commanders who rated the new graduates satisfactory or better		90%	90%	90%	90%	90%	90%	90%	90%	93.19%	93.19%	3.19%	The stakeholders Satisfaction Survey for the current year started last 23 August & 14-15 November at the different Major Services (PA, PAF, PN) obtaining a Satisfactory Rating of 93.19%.
Output Indicators: Number of students trained													
Cadets (PMA)		1300	1300	1300	1300	1,300	1,259	1,012	1342	1296	1296	-4	The variance is attributed to the number of cadet separation from different classes due to resignation, suspension, academic & non-academic failures, medical discharged, & sick leave. These are brought about by the academic, military & physical standards expected from the cadets of the Academy.


Prepared By:


MAJOR JOSEPH E. MIRABUENO (INF) PA
AC of AS for Financial Management, MA10
Date : February 03, 2023

In coordination with:


CDR ALLAN P. OABEL PN
AC of AS for Plans & Programs, MA5
Date: February 03, 2023

Approved By:


LIEUTENANT GENERAL ROWEN S. TOLENTINO PA
Superintendent
Date: February 03, 2023

This report was generated using the Unified Reporting System on February 3, 2023 13:10 PM ; Status : SUBMITTED


BAR No. 1

QUARTERLY PHYSICAL REPORT OF OPERATION
As of December 31, 2022

Department : of National Defense
Agency : Armed Forces of the Philippines
Operating Unit : Presidential Security Group
Organization Code (UACS) : 17 010 17 0004

X	Current Appropriations
	Supplemental Appropriations
	Continuing Appropriations
	Off-Budget Account

PARTICULARS	UACS CODE	PHYSICAL TARGETS					PHYSICAL ACCOMPLISHMENTS					VARIANCE AS OF	REMARKS
		1ST QTR	2ND QTR	3RD QTR	4TH QTR	TOTAL	1ST QTR	2ND QTR	3RD QTR	4TH QTR	TOTAL		
1	2	3	4	5	6	7=(3+4+5+6)	8	9	10	11	12=(8+9+10+11)	13	14
PART A													
1. OPERATIONS													
PRESIDENTIAL SECURITY AND PROTECTION SERVICES													
SECURITY OPERATIONS DURING PRESIDENTIAL ENGAGEMENT													
NUMBER OF SECURITY OPERATIONS FOR PRESIDENTIAL ENGAGEMENTS		108	108	108	108	432	49	88	47	492	878	244	
PERCENTAGE (%) OF SUCCESSFUL SECURITY OPERATIONS FOR PRESIDENTIAL ENGAGEMENT		100%	100%	100%	100%	100%	100%	100%	100%	100%	100%		
PERCENTAGE OF PRESIDENTIAL ENGAGEMENT WHEREIN SECURITY HAVE BEEN DEPLOYED ON THE REQUIRED PERIOD IN ACCORDANCE WITH THE COMMAND'S SOP		100%	100%	100%	100%	100%	100%	100%	100%	100%	100%		



SECURITY OPERATIONS DURING FIRST FAMILY ENGAGEMENT													
NUMBER OF SECURITY OPERATIONS FOR FIRST FAMILY ENGAGEMENT		1,375	1,375	1,375	1,375	5,500	1,679	1,896	1,015	1,075	5,555	65	
PERCENTAGE (%) OF SUCCESSFUL SECURITY OPERATIONS FOR FIRST FAMILY ENGAGEMENT		100%	100%	100%	100%	100%	100%	100%	100%	100%	100%		
PERCENTAGE OF FIRST FAMILY ENGAGEMENT WHEREIN SECURITY HAVE BEEN DEPLOYED ON THE REQUIRED PERIOD IN ACCORDANCE WITH THE COMMAND'S SOP		100%	100%	100%	100%	100%	100%	100%	100%	100%	100%		
SECURITY OPERATIONS FOR FOREIGN VISITING HEADS OF STATE/GOVERNMENT													
NUMBER OF SECURITY OPERATIONS DURING HEAD OF STATE/GOVERNMENT VISIT		3	3	3	3	12	0	5	3	2	10	-2	
PERCENTAGE (%) OF SUCCESSFUL SECURITY OPERATIONS DURING HEAD OF STATE/GOVERNMENT VISIT		100%	100%	100%	100%	100%		100%	100%	100%	100%		
PERCENTAGE OF HEAD OF STATE/GOVERNMENT VISIT WHEREIN SECURITY HAVE BEEN DEPLOYED ON THE REQUIRED PERIOD IN ACCORDANCE WITH THE COMMAND'S SOP		100%	100%	100%	100%	100%		100%	100%	100%	100%		

PREPARED BY:

LTC NOEL Q. BERMUNDO PA
Assistant Chief of Staff for Operations G3, PSG
Date: 31 December 2022

IN COORDINATION WITH:

LTC MICHAEL REY L. BAUTISTA GSC(CE) PA
Financial Services Head
Date: 31 December 2022

APPROVED:

BGEN RAMON P. ZAGALA PA
Agency Head
Date: 31 December 2022