




Particulars	UACS CODE	Approved Budget			Budget Utilization					Disbursements					BALANCES		
		Approved Budgeted Revenue	Adjustments (Additions, Reductions, Realignment)	Adjusted Budgeted Revenue	1st Quarter Ending	2nd Quarter Ending	3rd Quarter Ending	4th Quarter Ending	Total	1st Quarter Ending	2nd Quarter Ending	3rd Quarter Ending	4th Quarter Ending	Total	Unutilized Budget	Unpaid Utilizations	
					March 31	June 30	Sep 30	Dec 31		March 31	June 30	Sept. 30	Dec. 31			Due and Demandable / Accounts Payable	Not Yet Due and Demandabl e
							Sept. 30	Dec. 31									
1	2	3	4	5=[3+(-)4]	6	7	8	9	10=(6+7+8+9)	11	12	13	14	15=(11+12+13+14)	16=(3-15)	17	18
SUMMARY																	
TITLE X PDR RESIDUAL TRUST RECEIPT PROVIDENT UNRF COMELEC OPAPP E-CLIP EBBSO TOTAL		33,100,115.11 128,557,622.20 152,677,981.00 29,583,442.69 280,000,000.00 92,152,000.00 80,000,000.00 22,691,500.00 818,762,661.00	- - - - - - - - - -	33,100,115.11 128,557,622.20 152,677,981.00 29,583,442.69 280,000,000.00 92,152,000.00 80,000,000.00 22,691,500.00 818,762,661.00	- 3,426,951.00 22,957,583.00 26,384,544.00	- 29,416,119.11 75,193,448.00 29,583,442.69 280,000,000.00 77,552,000.00 587,308,973.00	- 2,750,700.00 26,238,825.00 32,929,283.00 29,583,442.69 14,600,000.00 80,000,000.00 22,691,500.00 179,210,308.00	- 933,296.00 3,327,883.00 21,597,657.00 29,583,442.69 280,000,000.00 77,552,000.00 80,000,000.00 22,691,500.00 25,858,836.00	- 33,100,115.11 128,557,622.20 152,677,981.00 29,583,442.69 280,000,000.00 92,152,000.00 80,000,000.00 22,691,500.00 818,762,661.00	- - 3,426,951.00 22,957,593.00 26,384,544.00	- 29,416,119.11 95,563,963.20 32,929,283.00 29,583,442.69 280,000,000.00 77,552,000.00 80,000,000.00 22,691,500.00 587,308,973.00	- 2,750,700.00 26,238,825.00 32,929,283.00 29,583,442.69 14,600,000.00 80,000,000.00 22,691,500.00 179,210,308.00	- 933,296.00 3,327,883.00 21,597,657.00 29,583,442.69 280,000,000.00 92,152,000.00 80,000,000.00 22,691,500.00 25,858,836.00	- 33,100,115.11 128,557,622.20 152,677,981.00 29,583,442.69 280,000,000.00 92,152,000.00 80,000,000.00 22,691,500.00 818,762,661.00	- - - - - - - - - -	- - - - - - - - - -	- - - - - - - - - -
A. AGENCY SPECIFIC BUDGET																	
Personnel Services																	
Other Compensation																	
Other Bonuses and Allowance																	
Honoraria								503,855.25	503,855.25				503,855.25	503,855.25			
Training and Scholarship Expenses																	
Training Expenses	50202010							1,183,295.86	1,183,295.86	-	-	-	1,183,295.86	1,183,295.86			
Scholarship Grants/Expenses	50202020						4,020,937.47	18,737,312.27	22,758,249.74	-	-	4,020,937.47	18,737,312.27	22,758,249.74			
Supplies and Materials Expenses																	
Office Supplies Expenses	50203010					3,064.00	74,475.00		77,539.00	-	3,064.00	74,475.00	-	77,539.00			
Accountable Forms Expenses										-	-	-	-	-			
Non-Accountable Forms Expenses										-	-	-	-	-			
Animal/Zoological Supplies Expense	50203040									-	-	-	-	-			
Food Supplies Expenses										-	-	-	-	-			
Welfare Goods Expenses										-	-	-	-	-			
Drugs and Medicines Expenses	50203080 00									-	-	-	-	-			
Medical, Dental and Laboratory Supp										-	-	-	-	-			
Fuel, Oil and Lubricants Expenses	50203090 00									-	-	-	-	-			
Agricultural and Marine Supplies Expenses										-	-	-	-	-			
Textbooks and Instructional Materials Expenses																	

Professional Services																	
Other Professional Services	50211990					140,000.00	280,000.00	420,000.00	-	-	-	140,000.00	280,000.00	420,000.00			
Repairs and Maintenance																	
Repairs and Maintenance-Water Sup	50213030																
Repairs and Maintenance-Power Sup	50213030																
Repairs and Maintenance-Buildings	50213040					2,584,395.55	766,350.00	3,350,745.55	-	-	-	2,584,395.55	766,350.00	3,350,745.55			
Repairs and Maintenance-Infrastructure Assets	50213060						327,500.00	327,500.00	-	-	-		327,500.00	327,500.00			
Repairs and Maintenance-Motor Veh	50213060								-	-	-						
Financial Assistance/Subsidy																	
Subsidy to Operating Units	50214080				22,957,593.00	32,057,584.00	76,065,147.00	21,597,657.00	152,677,981.00	22,957,593.00	32,057,584.00	76,065,147.00	21,597,657.00	152,677,981.00			
Capital Outlays																	
Property, Plant and Equipment Outlay																	
Inventory Held for Consumption																	
Animal/Zoological Supplies Inven	10404040																
Other Supplies and Materials Inventory						44,360.00		44,360.00	-	-	44,360.00	-	-	44,360.00			
Office Supplies Inventory	10404010					119,400.00		119,400.00	-	-	119,400.00	-	-	119,400.00			
Semi Expendable Office Equipment	10405020					252,790.00	3,550.00	256,340.00	-	-	252,790.00	3,550.00	-	256,340.00			
Semi Expendable Machinery and Eq	10405030						299,700.00	299,700.00	-	-		299,700.00	-	299,700.00			
Semi Expendable Communication E	10405070					328,735.00	30,840.00	15,000.00	-	-	328,735.00	30,840.00	15,000.00				
Semi Expendable Disaster response	10405080					11,880.00		11,880.00	-	-	11,880.00	-	-	11,880.00			
Semi Expendable Military, Police An	10405090								-	-							
Semi Expendable Medical Equipmer	10405100							823,293.41	823,293.41	-			823,293.41	823,293.41			
Semi Expendable Information and C	10405190					167,673.00	55,270.00	588,821.96	811,764.96	-	167,673.00	55,270.00	588,821.96	811,764.96			
Semi Expendable Furniture & Fixture	10406010					602,350.00		602,350.00	-	-	602,350.00	-	-	602,350.00			
Semi Expendable Other Machinery and Equipment																	
Buildings																	
Machinery and Equipment Outlay																	
Machinery						142,500.00		142,500.00	-	-	142,500.00	-	-	142,500.00			
Office Equipment						705,848.00		953,538.00	-	-	705,848.00	-	-	953,538.00			
Information and Communication						2,927,932.00	635,250.00	379,965.00	3,943,147.00	-	2,927,932.00	635,250.00	379,965.00	3,943,147.00			
Communication Equipment						94,400.00		144,699.00	239,099.00	-	94,400.00	-	144,699.00	239,099.00			
Firefighting Equipment and Acce										-							
Other Machinery and Equipment										-							
Medical Equipment								1,703,430.03	1,703,430.03	-			1,703,430.03	1,703,430.03			
Infrastructure Assets																	
Power Supply System																	
Water Supply System						99,500.00		99,500.00	-	-	99,500.00	-	-	99,500.00			
Prepayments																	
Advances to Special Disbursing Offi						33,101,529.20	20,946,664.00	12,456,589.32	66,504,782.52	-	33,101,529.20	20,946,664.00	12,456,589.32	66,504,782.52			
Advances to Contracors										-							
TOTAL						22,957,593.00	70,943,820.45	105,507,729.02	59,758,480.10	22,957,593.00	70,943,820.45	105,507,729.02	59,758,480.10	259,167,622.57			
Certified Correct:		Recommending Approval:										Approved By:					
 NILO B. ABAIGAR, MEA, DPA Chief, AFP Accounting Center		 ROLANDO E. NERONA Major General, PA DCS for Financial Management, J10										 ARTHUR M. CORDURA LTGEN, PAF Vice Chief of Staff, AFP					

[illegible]

5

Particulars	UACS CODE	Approved Budget			Budget Utilization					Disbursements					BALANCES		
		Approved Budgeted Revenue	Adjustments (Additions, Reductions, Realignment)	Adjusted Budgeted Revenue	1st Qtr Ending 'March 31	2nd Qtr Ending 'June 30	3rd Qtr Ending 'Sept. 30	4th Qtr Ending 'Dec. 31	Total	1st Qtr Ending 'March 31	2nd Qtr Ending 'June 30	3rd Qtr Ending 'Sept. 30	4th Qtr Ending 'Dec. 31	Total	Unutilized Budget	Unpaid Utilizations (10-15) = (17+18)	
																Due and Demandable / Accounts Payable	Not Yet Due and Demandable
1	2	3	4	5=[3+(-)4]	6	7	8	9	10=(6+7+8+9)	11	12	13	14	15=(11+12+13+14)	16=(5-10)	17	18
SUMMARY																	
A. AGENCY SPECIFIC BUDGET																	
Personnel Services																	
Maintenance & Other Operating Expenses																	
Traveling Expenses	50201000 00																
Traveling Expenses - Local	50201010 00																
Traveling Expenses - Foreign	50201020 00																
Training and Scholarship Expenses																	
Training Expenses																	
Scholarship Grants/Expenses																	
Supplies and Materials Expenses																	
Office Supplies Expenses																	
Accountable Forms Expenses																	
Non-Accountable Forms Expenses																	
Animal/Zoological Supplies Expenses																	
Food Supplies Expenses																	
Welfare Goods Expenses																	
Drugs and Medicines Expenses																	
Medical, Dental and Laboratory Supplies Expenses																	
Fuel, Oil and Lubricants Expenses																	
Electricity Expenses																	
Textbooks and Instructional Materials Expenses																	
Textbooks and Instructional Materials Expenses																	
Chalk Allowance																	
Military, Police and Traffic Supplies Expenses																	
Chemical and Filtering Supplies Expenses																	
Other Supplies and Materials Expenses																	
Utility Expenses		1,884,976.00		1,884,976.00				1,884,499.62	1,884,499.62				1,884,499.62	1,884,499.62	476.38		
Water Expenses								164,015.09	164,015.09				164,015.09	164,015.09			
Electricity Expenses								1,720,484.53	1,720,484.53				1,720,484.53	1,720,484.53			
Continue down to the last object of expenditure...																	
Water Expenses																	
Financial Expenses																	
Interest Expenses																	
Interest Paid to Non Residents																	

SUMMARY OF APPROVED BUDGET, UTILIZATIONS, DISBURSEMENTS AND BALANCES BY OBJECT OF EXPENDITURES
As of the Quarter Ending December 31, 2022

Department: Department of National Defense
 Entity Name: Armed Forces of the Philippines
 Operating Unit: Presidential Security Group
 Organization Code (UACS): 17 010 17 0004
 Funding Source Code: 01 1 01 101

Particulars	UACS CODE	Approved Budget			Budget Utilization					Disbursements					BALANCES		
		Approved Budgeted Revenue	Adjustments (Additions, Reductions, Realignment)	Adjusted Budgeted Revenue	1st Qtr Ending 'March 31	2nd Qtr Ending 'June 30	3rd Qtr Ending 'Sept. 30	4th Qtr Ending 'Dec. 31	Total	1st Qtr Ending 'March 31	2nd Qtr Ending 'June 30	3rd Qtr Ending 'Sept. 30	4th Qtr Ending 'Dec. 31	Total	Unutilized Budget	Unpaid Utilizations (10-15) = (17+18)	
																Due and Demandable / Accounts Payable	Not Yet Due and Demandable
1	2	3	4	5=[3+(-)4]	6	7	8	9	10=(6+7+8+9)	11	12	13	14	15=(11+12+13+14)	16=(5-10)	17	18
Capital Outlays																	
Property, Plant and Equipment Outlay																	
Buildings and Other Structures Outlay	50604040 00																
Buildings	50604040 01																
School Buildings	50604040 02																
Hospitals and Health Centers	50604040 03																
Markets	50604040 04																
Machinery and Equipment Outlay	50604050 00																
Machinery	50604050 01																
Office Equipment	50604050 02																
Information and Communication Technology Equipment	50604050 03																
(sample object of expenditure only)																	
Continue down to the last object of expenditure...																	
GRAND TOTAL		1,884,976.00	-	1,884,976.00		-	-	1,884,499.62	1,884,499.62	-	-	-	1,884,499.62	1,884,499.62	476.38	-	-

Certified Correct:

LT ANA MARIA FATIMA C BEDUA PN

Budget Officer

Date: 31 December 2022

Certified Correct:

JULIETA Z NOA

Chief Accountant

Date: 31 December 2022

Recommending Approval:

LTC MICHAEL REY L BAUTISTA GSC (CE) PA

Director, FMS

Date: 31 December 2022

Approved By:

COL RAMON P ZAGALA MNSA (INF) PA

Agency Head/Department Secretary

Date: 31 December 2022