


FY 2024 PHYSICAL PLAN

Department : Department of National Defense (DND)
 Agency/Entity : General Headquarters, AFP and AFP-Wide Service Support Units (AFPWSSUS)
 Operating Unit : General Headquarters - Proper
 Organization Code (UACS) : 17 010 1700001

Particulars	UACS CODE	Current Year Accomplishments			Physical Target (Budget Year)				Variance	Remarks	
		Actual Jan.1 - Sept.30	Estimate Oct.1 - Dec.30	Total 5=3+4	Total 6=7+8+9+10	1st Quarter 7	2nd Quarter 8	3rd Quarter 9			4th Quarter 10
1	2	3	4	5=3+4	6=7+8+9+10	7	8	9	10	11	12
JOINT FORCE PLANNING PROGRAM	310100000000000										
Outcome Indicator(s)											
1. Percentage of military plans, programs and policies formulated, reviewed and revised				90%	90%	90%	90%	90%	90%		
Output Indicator(s)											
1. Number of military plans, programs and policies formulated, reviewed and revised				234	234	58	59	58	59		
JOINT FORCE OPERATIONS SUB-PROGRAM	310201000000000										
Outcome Indicator(s)											
1. Percentage compliance with strategic initiatives, memorandum of agreement/understanding and other treaties pertaining to Bilateral and Multilateral engagements				100%	100%	100%	100%	100%	100%		
Output Indicator(s)											
1. Number of Bilateral and Multilateral engagements				140	140	35	35	35	35		

This report was generated using the Unified Reporting System on November 21, 2023 2:37 PM; BED Level: 01 - Agency Submission (NEP); Status : SUBMITTED

Prepared by:



MGEN JEFFREY CHECHANOVA PAF
 DCS for Plans, JF
 Date: November 21, 2023 02:36 PM

In Coordination with:



MGEN ROLANDO E. NERONA PA
 DCS for Financial Management, J10
 Date: November 21, 2023 02:36 PM

Approved By:




LTGEN ARTHUR M. CORDURA PAF
 Vice Chief of Staff, AFP
 Date:

Department : Department of National Defense (DND)
Agency/Entity : General Headquarters, AFP and AFP-Wide Service Support Units (AFPWSSUS)
Operating Unit : General Headquarters - Proper
Organization Code (UACS) : 17 010 1700001

Particulars	UACS CODE	Current Year Accomplishments			Physical Target (Budget Year)				Variance	Remarks	
		Actual Jan.1 - Sept.30	Estimate Oct.1 - Dec.30	Total 5=3+4	Total 6=7+8+9+10	1st Quarter 7	2nd Quarter 8	3rd Quarter 9			4th Quarter 10
1	2	3	4	5=3+4	6=7+8+9+10	7	8	9	10	11	12
JOINT FORCE SUPPORT OPERATIONS SUB-PROGRAM	310202000000000										
Outcome Indicator(s)											
1. Percentage of successful security operations for president, first family, visiting heads of state/ government and other VVIPs				100%	100%	100%	100%	100%	100%		
Output Indicator(s)											
1. Number of operations conducted				103,559	103,559	25,889	25,890	25,890	25,890		
2. Number of security operations for the president, first family, visiting heads of state/government and other VVIPs conducted				5,944	5,944	1,485	1,487	1,486	1,486		
JOINT FORCE CAPABILITY PROGRAM	310300000000000										
Outcome Indicator(s)											
1. Percentage of patients treated returning to duty (AFPMC)				90%	90%	90%	90%	90%	90%		
2. Percentage of commanders who rated the new graduates satisfactory or better				90%	90%	90%	90%	90%	90%		

This report was generated using the Unified Reporting System on November 21, 2023 2:37 PM; BED Level: 01 - Agency Submission (NEP); Status : SUBMITTED

Prepared by:


 MGEN JEFFREY C. RECHANOVA PAF
 DCS for Plans, J5
 Date: November 21, 2023 02:36 PM

In Coordination with:


 MGEN ROLANDO E. NERONA PA
 DCS for Financial Management, J10
 Date: November 21, 2023 02:36 PM

Approved By:



 LTGEN ARTHUR M. GORDURA PAF
 Vice Chief of Staff, AFP
 Date:

Department : Department of National Defense (DND)
Agency/Entity : General Headquarters, AFP and AFP-Wide Service Support Units (AFPWSSUS)
Operating Unit : General Headquarters - Proper
Organization Code (UACS) : 17 010 1700001

Particulars	UACS CODE	Current Year Accomplishments			Physical Target (Budget Year)				Variance	Remarks	
		Actual Jan.1 - Sept.30	Estimate Oct.1 - Dec.30	Total 5=3+4	Total 6=7+8+9+10	1st Quarter 7	2nd Quarter 8	3rd Quarter 9			4th Quarter 10
1	2	3	4	5=3+4	6=7+8+9+10	7	8	9	10	11	12
Output Indicator(s)											
1. Number of patients that received treatment				10,852	10,852	2,713	2,713	2,713	2,713		
2. Percentage of patients treated within the accepted Length of Stay (LOS) per case				90%	90%	90%	90%	90%	90%		
3. Number of students trained											
a) Cadets (PMA)				1,300	1,300	1,300	1,300	1,300	1,300		
b) Personnel (Post-Commission)				146	146	146	146	146	146		
AFP MODERNIZATION SUB-PROGRAM	310303000000000										
Outcome Indicator(s)											
1. Percentage of AFP Modernization Projects being implemented				100%	100%	100%	100%	100%	100%		
Output Indicator(s)											
1. Number of approved Acquisition Decision Memorandum				10	10	2	3	2	3		

This report was generated using the Unified Reporting System on November 21, 2023 2:37 PM; BED Level: 01 - Agency Submission (NEP); Status : SUBMITTED

Prepared by:


 MGEN JEFFREY C. MECANOVA PAF
 DCS for Plans, JS
 Date: November 21, 2023 02:36 PM

In Coordination with:


 MGEN ROLANDO E. MERONA PA
 DCS for Financial Management, J10
 Date: November 21, 2023 02:36 PM

Approved By:


 LTGEN ARTHUR M. CORDURA PAF
 Vice Chief of Staff, AFP
 Date: