

MONTHLY REPORT OF DISBURSEMENTS
For the month of October 2025


Department : Department of National Defense (DND)
 Agency/Entity : General Headquarters, AFP and AFP-Wide Service Support Units (AFPWSSUs)
 Operating Unit : General Headquarters - Proper
 Organization Code (UACS) : 17 010 1700001
 Fund Cluster : 01 - Regular Agency Fund
 (e.g. UACS Fund Cluster: 01-Regular Agency Fund, 02-Foreign Assisted Projects Fund, 03-Special Account-Locally Funded/Domestic Grants Fund, etc.)


Particulars	Current Year Budget					Prior Year's Budget											Trust Liabilities					Grand Total					Remarks	
	PS	MOOE	FinEx	CO	TOTAL	Prior Year's Accounts Payable					Current Year's Accounts Payable						SUB-TOTAL	TOTAL				PS	MOOE	FinEx	CO	TOTAL		
						PS	MOOE	FinEx	CO	Sub-Total	PS	MOOE	FinEx	CO	Sub-Total	TOTAL		PS	MOOE	CO	TOTAL							
1	2	3	4	5	6=(2+3+4+5)	7	8	9	10	11=(7+8+9+10)	12	13	14	15	16=(12+13+14+15)	17=(11+16)	18=(6+17)	19	20	21	22=(19+20+21)	23	24	25	26	27=(23+24+25+26)	28	
CASH DISBURSEMENTS	5,435,758,715.55	439,848,161.84	0.00	13,519,360,041.07	19,394,966,918.46	53,547.20	1,119,068.89	0.00	6,407,290.25	7,579,906.34	0.00	0.00	0.00	0.00	0.00	7,579,906.34	19,402,546,824.80	0.00	0.00	0.00	0.00	5,435,812,262.75	440,967,230.73	0.00	13,525,767,331.32	19,402,546,824.80		
Notice of Cash Allocation (NCA)	5,435,758,715.55	439,848,161.84	0.00	13,519,360,041.07	19,394,966,918.46	53,547.20	1,119,068.89	0.00	6,407,290.25	7,579,906.34	0.00	0.00	0.00	0.00	0.00	7,579,906.34	19,402,546,824.80	0.00	0.00	0.00	0.00	5,435,812,262.75	440,967,230.73	0.00	13,525,767,331.32	19,402,546,824.80		
MDS Checks Issued	34,892,115.15	337,472,873.47	0.00	13,517,400,000.00	13,889,764,966.62	0.00	12,810.00	0.00	1,500,000.00	1,512,810.00	0.00	0.00	0.00	0.00	0.00	1,512,810.00	13,891,277,798.62	0.00	0.00	0.00	0.00	34,892,115.15	337,485,683.47	0.00	13,518,900,000.00	13,891,277,798.62		
Advice to Debit Account	5,400,866,600.40	102,375,288.37	0.00	1,960,041.07	5,505,201,929.84	53,547.20	1,106,258.89	0.00	4,907,290.25	6,067,096.34	0.00	0.00	0.00	0.00	0.00	6,067,096.34	5,511,269,026.18	0.00	0.00	0.00	0.00	5,400,920,147.60	103,481,547.26	0.00	6,867,331.32	5,511,269,026.18		
Notice of Transfer Allocations (NTA)	0.00	0.00	0.00	0.00	0.00	0.00	0.00	0.00	0.00	0.00	0.00	0.00	0.00	0.00	0.00	0.00	0.00	0.00	0.00	0.00	0.00	0.00	0.00	0.00	0.00	0.00	0.00	
MDS Checks Issued	0.00	0.00	0.00	0.00	0.00	0.00	0.00	0.00	0.00	0.00	0.00	0.00	0.00	0.00	0.00	0.00	0.00	0.00	0.00	0.00	0.00	0.00	0.00	0.00	0.00	0.00	0.00	
Advice to Debit Account	0.00	0.00	0.00	0.00	0.00	0.00	0.00	0.00	0.00	0.00	0.00	0.00	0.00	0.00	0.00	0.00	0.00	0.00	0.00	0.00	0.00	0.00	0.00	0.00	0.00	0.00	0.00	
Working Fund for FAPs	0.00	0.00	0.00	0.00	0.00	0.00	0.00	0.00	0.00	0.00	0.00	0.00	0.00	0.00	0.00	0.00	0.00	0.00	0.00	0.00	0.00	0.00	0.00	0.00	0.00	0.00	0.00	
Cash Disbursement Ceiling (CDC)	0.00	0.00	0.00	0.00	0.00	0.00	0.00	0.00	0.00	0.00	0.00	0.00	0.00	0.00	0.00	0.00	0.00	0.00	0.00	0.00	0.00	0.00	0.00	0.00	0.00	0.00	0.00	
TOTAL CASH DISBURSEMENTS	5,435,758,715.55	439,848,161.84	0.00	13,519,360,041.07	19,394,966,918.46	53,547.20	1,119,068.89	0.00	6,407,290.25	7,579,906.34	0.00	0.00	0.00	0.00	0.00	7,579,906.34	19,402,546,824.80	0.00	0.00	0.00	0.00	5,435,812,262.75	440,967,230.73	0.00	13,525,767,331.32	19,402,546,824.80		
NON-CASH DISBURSEMENTS	4,480,817.68	19,170,085.00	0.00	0.00	23,650,902.68	0.00	0.00	0.00	0.00	0.00	0.00	0.00	0.00	0.00	0.00	0.00	23,650,902.68	0.00	0.00	0.00	0.00	4,480,817.68	19,170,085.00	0.00	0.00	23,650,902.68		
Tax Remittance Advices Issued (TRA)	4,480,817.68	19,170,085.00	0.00	0.00	23,650,902.68	0.00	0.00	0.00	0.00	0.00	0.00	0.00	0.00	0.00	0.00	0.00	23,650,902.68	0.00	0.00	0.00	0.00	4,480,817.68	19,170,085.00	0.00	0.00	23,650,902.68		
Non-Cash Availment Authority (NCAA)	0.00	0.00	0.00	0.00	0.00	0.00	0.00	0.00	0.00	0.00	0.00	0.00	0.00	0.00	0.00	0.00	0.00	0.00	0.00	0.00	0.00	0.00	0.00	0.00	0.00	0.00	0.00	
Disbursements effected through outright deductions from claims (please specify...)	0.00	0.00	0.00	0.00	0.00	0.00	0.00	0.00	0.00	0.00	0.00	0.00	0.00	0.00	0.00	0.00	0.00	0.00	0.00	0.00	0.00	0.00	0.00	0.00	0.00	0.00	0.00	
Overpayment of expenses(e.g. personnel benefits)	0.00	0.00	0.00	0.00	0.00	0.00	0.00	0.00	0.00	0.00	0.00	0.00	0.00	0.00	0.00	0.00	0.00	0.00	0.00	0.00	0.00	0.00	0.00	0.00	0.00	0.00	0.00	
Restitution for loss of government property	0.00	0.00	0.00	0.00	0.00	0.00	0.00	0.00	0.00	0.00	0.00	0.00	0.00	0.00	0.00	0.00	0.00	0.00	0.00	0.00	0.00	0.00	0.00	0.00	0.00	0.00	0.00	
Liquidated damages and similar claims	0.00	0.00	0.00	0.00	0.00	0.00	0.00	0.00	0.00	0.00	0.00	0.00	0.00	0.00	0.00	0.00	0.00	0.00	0.00	0.00	0.00	0.00	0.00	0.00	0.00	0.00	0.00	
Others(TEF, BTr, Documentary Stamp Tax, etc.)	0.00	0.00	0.00	0.00	0.00	0.00	0.00	0.00	0.00	0.00	0.00	0.00	0.00	0.00	0.00	0.00	0.00	0.00	0.00	0.00	0.00	0.00	0.00	0.00	0.00	0.00	0.00	
TOTAL NON-CASH DISBURSEMENTS	4,480,817.68	19,170,085.00	0.00	0.00	23,650,902.68	0.00	0.00	0.00	0.00	0.00	0.00	0.00	0.00	0.00	0.00	0.00	23,650,902.68	0.00	0.00	0.00	0.00	4,480,817.68	19,170,085.00	0.00	0.00	23,650,902.68		
GRAND TOTAL	5,440,239,533.23	459,018,246.84	0.00	13,519,360,041.07	19,418,617,821.14	53,547.20	1,119,068.89	0.00	6,407,290.25	7,579,906.34	0.00	0.00	0.00	0.00	0.00	7,579,906.34	19,426,197,727.48	0.00	0.00	0.00	0.00	5,440,293,080.43	460,137,315.73	0.00	13,525,767,331.32	19,426,197,727.48		

SUMMARY

Particulars	Previous Report (1)	This Month (2)	As at Date (3)	As at Date (4)
Total Disbursement Authorities Received	67,249,053,605.96	20,065,412,514.68	87,314,466,120.66	
NCA	67,021,033,794.35	20,041,601,112.00	87,062,634,906.35	
NTA	10,890,067.75	160,500.00	11,050,567.75	
Working Fund	0.00	0.00	0.00	
TRA	217,129,743.88	23,650,902.68	240,780,646.56	
CDC	0.00	0.00	0.00	
NCAA	0.00	0.00	0.00	
Less: Notice of Transfer of Allocations (NTA)* issued	118,351,602.92	43,727,566.12	162,079,169.04	
Total Disbursement Authorities Available	67,130,702,003.06	20,021,684,948.56	87,152,386,951.62	
Less:	0.00	0.00	0.00	
Lapsed NCA	19,978,511.59	18,202,240.23	38,180,751.82	
Disbursements	67,110,723,491.47	19,426,197,727.48	86,536,921,218.95	
Less: Other Non-Cash Disbursements	0.00	0.00	0.00	
Disbursements effected through outright deductions from claims	0.00	0.00	0.00	
Overpayment of expenses(e.g. personnel benefits)	0.00	0.00	0.00	
Restitution for loss of government property	0.00	0.00	0.00	
Liquidated damages and similar claims	0.00	0.00	0.00	
Others (e.g. TEF, BTr, Docs Stamp, etc.)	0.00	0.00	0.00	
Add/Less: Adjustments (e.g. cancelled/staled checks)	0.00	0.00	0.00	
Balance of Disbursement Authorities as at date	0.00	577,284,980.85	577,284,980.85	
Total Disbursements Program	67,110,723,491.47	20,021,684,948.56	87,132,408,440.03	
Less: Actual Disbursements	67,110,723,491.47	19,444,399,967.71	86,555,123,459.18	
(Over)/Under spending	0.00	577,284,980.85	577,284,980.85	

Notes: * The use of NTA is discouraged
 Notes: ** Amounts should tally with the grand total disbursement (column 27).

Certified Correct:

 NILO B. ABAIGAR, MA, CPA
 Chief, AFP Accounting Center

Approved by:

 FRANCIS ANTHONY M. CORONEL
 Major General, PA
 DCS for Financial Management, J10
 Date:

MONTHLY REPORT OF DISBURSEMENTS
For the month of November 2025

Department : Department of National Defense (DND)
 Agency/Entity : General Headquarters, AFP and AFP-Wide Service Support Units (AFPWSSUs)
 Operating Unit : General Headquarters - Proper
 Organization Code (UACS) : 17 010 1700001
 Fund Cluster : 01 - Regular Agency Fund
 (e.g. UACS Fund Cluster: 01-Regular Agency Fund, 02-Foreign Assisted Projects Fund, 03-Special Account-Locally Funded/Domestic Grants Fund, etc.)

Particulars	Current Year Budget				Prior Year's Budget										Trust Liabilities				Grand Total					Remarks			
	PS	MOOE	FinEx	CO	Prior Year's Accounts Payable					Current Year's Accounts Payable					SUB-TOTAL	PS	MOOE	CO	TOTAL	PS	MOOE	FinEx	CO		TOTAL		
					PS	MOOE	FinEx	CO	Sub-Total	PS	MOOE	FinEx	CO	Sub-Total												17=(11+16)	18=(6+17)
1	2	3	4	5	6=(2+3+4+5)	7	8	9	10	11=(7+8+9+10)	12	13	14	15	16=(12+13+14+15)	17	18	19	20	21	22	23	24	25	26	27	28
CASH DISBURSEMENTS	5,669,303,990.53	640,155,461.38	0.00	1,104,203,619.00	7,413,663,070.91	2,919.98	28,725,419.00	0.00	14,144,499.00	42,872,837.98	0.00	0.00	0.00	0.00	0.00	42,872,837.98	7,456,535,908.89	0.00	0.00	0.00	0.00	5,669,306,910.51	668,880,880.38	0.00	1,118,348,118.00	7,456,535,908.89	
Notice of Cash Allocation (NCA)	5,669,303,990.53	640,155,461.38	0.00	1,104,203,619.00	7,413,663,070.91	2,919.98	28,725,419.00	0.00	14,144,499.00	42,872,837.98	0.00	0.00	0.00	0.00	0.00	42,872,837.98	7,456,535,908.89	0.00	0.00	0.00	0.00	5,669,306,910.51	668,880,880.38	0.00	1,118,348,118.00	7,456,535,908.89	
MDS Checks Issued	120,953,588.36	408,279,377.03	0.00	1,088,998,161.87	1,618,231,127.26	118.39	0.00	0.00	14,144,499.00	14,144,617.39	0.00	0.00	0.00	0.00	0.00	14,144,617.39	1,632,375,744.65	0.00	0.00	0.00	0.00	120,953,706.75	408,279,377.03	0.00	1,103,142,660.87	1,632,375,744.65	
Advice to Debit Account	5,548,350,402.17	231,876,084.35	0.00	15,205,457.13	5,795,431,943.65	2,801.59	28,725,419.00	0.00	0.00	28,728,220.59	0.00	0.00	0.00	0.00	0.00	28,728,220.59	5,824,160,164.24	0.00	0.00	0.00	0.00	5,548,353,203.76	260,601,503.35	0.00	15,205,457.13	5,824,160,164.24	
Notice of Transfer Allocations (NTA)	0.00	0.00	0.00	0.00	0.00	0.00	0.00	0.00	0.00	0.00	0.00	0.00	0.00	0.00	0.00	0.00	0.00	0.00	0.00	0.00	0.00	0.00	0.00	0.00	0.00	0.00	0.00
MDS Checks Issued	0.00	0.00	0.00	0.00	0.00	0.00	0.00	0.00	0.00	0.00	0.00	0.00	0.00	0.00	0.00	0.00	0.00	0.00	0.00	0.00	0.00	0.00	0.00	0.00	0.00	0.00	0.00
Advice to Debit Account	0.00	0.00	0.00	0.00	0.00	0.00	0.00	0.00	0.00	0.00	0.00	0.00	0.00	0.00	0.00	0.00	0.00	0.00	0.00	0.00	0.00	0.00	0.00	0.00	0.00	0.00	0.00
Working Fund for FAPs	0.00	0.00	0.00	0.00	0.00	0.00	0.00	0.00	0.00	0.00	0.00	0.00	0.00	0.00	0.00	0.00	0.00	0.00	0.00	0.00	0.00	0.00	0.00	0.00	0.00	0.00	0.00
Cash Disbursement Ceiling (CDC)	0.00	0.00	0.00	0.00	0.00	0.00	0.00	0.00	0.00	0.00	0.00	0.00	0.00	0.00	0.00	0.00	0.00	0.00	0.00	0.00	0.00	0.00	0.00	0.00	0.00	0.00	0.00
TOTAL CASH DISBURSEMENTS	5,669,303,990.53	640,155,461.38	0.00	1,104,203,619.00	7,413,663,070.91	2,919.98	28,725,419.00	0.00	14,144,499.00	42,872,837.98	0.00	0.00	0.00	0.00	0.00	42,872,837.98	7,456,535,908.89	0.00	0.00	0.00	0.00	5,669,306,910.51	668,880,880.38	0.00	1,118,348,118.00	7,456,535,908.89	
NON-CASH DISBURSEMENTS	15,812,143.00	13,930,529.92	0.00	0.00	29,742,672.92	0.00	0.00	0.00	0.00	0.00	0.00	0.00	0.00	0.00	0.00	0.00	29,742,672.92	0.00	0.00	0.00	0.00	15,812,143.00	13,930,529.92	0.00	0.00	29,742,672.92	
Tax Remittance Advices Issued (TRA)	15,812,143.00	13,930,529.92	0.00	0.00	29,742,672.92	0.00	0.00	0.00	0.00	0.00	0.00	0.00	0.00	0.00	0.00	0.00	29,742,672.92	0.00	0.00	0.00	0.00	15,812,143.00	13,930,529.92	0.00	0.00	29,742,672.92	
Non-Cash Availment Authority (NCAA)	0.00	0.00	0.00	0.00	0.00	0.00	0.00	0.00	0.00	0.00	0.00	0.00	0.00	0.00	0.00	0.00	0.00	0.00	0.00	0.00	0.00	0.00	0.00	0.00	0.00	0.00	
Disbursements effected through outright deductions from claims (please specify...)	0.00	0.00	0.00	0.00	0.00	0.00	0.00	0.00	0.00	0.00	0.00	0.00	0.00	0.00	0.00	0.00	0.00	0.00	0.00	0.00	0.00	0.00	0.00	0.00	0.00	0.00	
Overpayment of expenses(e.g. personnel benefits)	0.00	0.00	0.00	0.00	0.00	0.00	0.00	0.00	0.00	0.00	0.00	0.00	0.00	0.00	0.00	0.00	0.00	0.00	0.00	0.00	0.00	0.00	0.00	0.00	0.00	0.00	
Restitution for loss of government property	0.00	0.00	0.00	0.00	0.00	0.00	0.00	0.00	0.00	0.00	0.00	0.00	0.00	0.00	0.00	0.00	0.00	0.00	0.00	0.00	0.00	0.00	0.00	0.00	0.00	0.00	
Liquidated damages and similar claims	0.00	0.00	0.00	0.00	0.00	0.00	0.00	0.00	0.00	0.00	0.00	0.00	0.00	0.00	0.00	0.00	0.00	0.00	0.00	0.00	0.00	0.00	0.00	0.00	0.00	0.00	
Others(TEF, BTr, Documentary Stamp Tax, etc.)	0.00	0.00	0.00	0.00	0.00	0.00	0.00	0.00	0.00	0.00	0.00	0.00	0.00	0.00	0.00	0.00	0.00	0.00	0.00	0.00	0.00	0.00	0.00	0.00	0.00	0.00	
TOTAL NON-CASH DISBURSEMENTS	15,812,143.00	13,930,529.92	0.00	0.00	29,742,672.92	0.00	0.00	0.00	0.00	0.00	0.00	0.00	0.00	0.00	0.00	0.00	29,742,672.92	0.00	0.00	0.00	0.00	15,812,143.00	13,930,529.92	0.00	0.00	29,742,672.92	
GRAND TOTAL	5,685,116,133.53	654,085,991.30	0.00	1,104,203,619.00	7,443,405,743.83	2,919.98	28,725,419.00	0.00	14,144,499.00	42,872,837.98	0.00	0.00	0.00	0.00	0.00	42,872,837.98	7,486,278,581.81	0.00	0.00	0.00	0.00	5,685,119,053.51	682,811,410.30	0.00	1,118,348,118.00	7,486,278,581.81	

SUMMARY

Particulars	Previous Report	This Month	As at Date
(1)	(2)	(3)	(4)
Total Disbursement Authorities Received	87,314,466,120.66	7,118,410,447.07	94,432,876,567.73
NCA	87,062,634,906.35	7,076,343,289.00	94,138,978,195.35
NTA	11,050,567.75	12,324,485.15	23,375,052.90
Working Fund	0.00	0.00	0.00
TRA	240,780,646.56	29,742,672.92	270,523,319.48
CDC	0.00	0.00	0.00
NCAA	0.00	0.00	0.00
Less: Notice of Transfer of Allocations (NTA)* issued	162,079,169.04	43,418,472.45	205,497,641.49
Total Disbursement Authorities Available	87,152,386,951.62	7,074,991,974.62	94,227,378,926.24
Less:	0.00	0.00	0.00
Lapsed NCA	38,180,751.82	0.00	38,180,751.82
Disbursements	86,536,921,218.95	7,486,278,581.81	94,023,199,800.76
Less: Other Non-Cash Disbursements	0.00	0.00	0.00
Disbursements effected through outright deductions from claims	0.00	0.00	0.00
Overpayment of expenses(e.g. personnel benefits)	0.00	0.00	0.00
Restitution for loss of government property	0.00	0.00	0.00
Liquidated damages and similar claims	0.00	0.00	0.00
Others (e.g. TEF, BTr, Docs Stamp, etc.)	0.00	0.00	0.00
Add/Less: Adjustments (e.g. cancelled/staled checks)	0.00	0.00	0.00
Balance of Disbursement Authorities as at date	577,284,980.85	(411,286,607.19)	165,998,373.66
Total Disbursements Program	87,132,408,440.03	7,074,991,974.62	94,207,400,414.65
Less: *Actual Disbursements	86,555,123,459.18	7,486,278,581.81	94,041,402,040.99
(Over)/Under spending	577,284,980.85	(411,286,607.19)	165,998,373.66

Notes: * The use of NTA is discouraged
 Notes: ** Amounts should tally with the grand total disbursement (column 27).

Certified Correct:

NILO B. ABAIGAR, MBA, CPA
 Chief, AFP Accounting Center

Date:

Approved by:

FRANCIS ANTHONY M. CORONEL
 Major General, PA
 DCS for Financial Management, J10

Date:

MONTHLY REPORT OF DISBURSEMENTS
For the month of December 2025


Department : Department of National Defense (DND)
 Agency/Entity : General Headquarters, AFP and AFP-Wide Service Support Units (AFPWSSUs)
 Operating Unit : General Headquarters - Proper
 Organization Code (UACS) : 17 010 1700001
 Fund Cluster : 01 - Regular Agency Fund
 (e.g. UACS Fund Cluster: 01-Regular Agency Fund, 02-Foreign Assisted Projects Fund, 03-Special Account-Locally Funded/Domestic Grants Fund, etc.)

Particulars	Current Year Budget					Prior Year's Budget										Trust Liabilities					Grand Total					Remarks		
	PS	MOOE	FinEx	CO	TOTAL	Prior Year's Accounts Payable					Current Year's Accounts Payable					TOTAL	SUB-TOTAL	PS	MOOE	CO	TOTAL	PS	MOOE	FinEx	CO		TOTAL	
						7	8	9	10	11=(7+8+9+10)	12	13	14	15	16=(12+13+14+15)													17=(11+16)
CASH DISBURSEMENTS	158,537,317.31	6,566,471,321.67	0.00	1,973,200,486.83	8,698,209,125.81	0.00	56,785,974.50	0.00	103,777,759.30	160,563,733.80	0.00	0.00	0.00	570,310,048.00	570,310,048.00	730,873,781.80	9,429,082,907.61	0.00	0.00	0.00	0.00	158,537,317.31	6,623,257,296.17	0.00	2,647,288,294.13	9,429,082,907.61		
Notice of Cash Allocation (NCA)	158,537,317.31	6,566,471,321.67	0.00	1,973,200,486.83	8,698,209,125.81	0.00	56,785,974.50	0.00	103,777,759.30	160,563,733.80	0.00	0.00	0.00	570,310,048.00	570,310,048.00	730,873,781.80	9,429,082,907.61	0.00	0.00	0.00	0.00	158,537,317.31	6,623,257,296.17	0.00	2,647,288,294.13	9,429,082,907.61		
MDS Checks Issued	38,391,461.54	420,024,131.32	0.00	1,973,200,486.83	2,431,616,099.69	0.00	0.00	0.00	103,777,759.30	103,777,759.30	0.00	0.00	0.00	570,310,048.00	570,310,048.00	674,087,807.30	3,105,703,906.99	0.00	0.00	0.00	0.00	38,391,461.54	420,024,131.32	0.00	2,647,288,294.13	3,105,703,906.99		
Advice to Debit Account	120,145,835.77	6,146,447,190.35	0.00	0.00	6,266,593,026.12	0.00	56,785,974.50	0.00	0.00	56,785,974.50	0.00	0.00	0.00	0.00	0.00	56,785,974.50	6,323,379,000.62	0.00	0.00	0.00	0.00	120,145,835.77	6,203,233,164.85	0.00	0.00	6,323,379,000.62		
Notice of Transfer Allocations (NTA)	0.00	0.00	0.00	0.00	0.00	0.00	0.00	0.00	0.00	0.00	0.00	0.00	0.00	0.00	0.00	0.00	0.00	0.00	0.00	0.00	0.00	0.00	0.00	0.00	0.00	0.00	0.00	
MDS Checks Issued	0.00	0.00	0.00	0.00	0.00	0.00	0.00	0.00	0.00	0.00	0.00	0.00	0.00	0.00	0.00	0.00	0.00	0.00	0.00	0.00	0.00	0.00	0.00	0.00	0.00	0.00	0.00	0.00
Advice to Debit Account	0.00	0.00	0.00	0.00	0.00	0.00	0.00	0.00	0.00	0.00	0.00	0.00	0.00	0.00	0.00	0.00	0.00	0.00	0.00	0.00	0.00	0.00	0.00	0.00	0.00	0.00	0.00	0.00
Working Fund for FAPs	0.00	0.00	0.00	0.00	0.00	0.00	0.00	0.00	0.00	0.00	0.00	0.00	0.00	0.00	0.00	0.00	0.00	0.00	0.00	0.00	0.00	0.00	0.00	0.00	0.00	0.00	0.00	0.00
Cash Disbursement Ceiling (CDC)	0.00	0.00	0.00	0.00	0.00	0.00	0.00	0.00	0.00	0.00	0.00	0.00	0.00	0.00	0.00	0.00	0.00	0.00	0.00	0.00	0.00	0.00	0.00	0.00	0.00	0.00	0.00	0.00
TOTAL CASH DISBURSEMENTS	158,537,317.31	6,566,471,321.67	0.00	1,973,200,486.83	8,698,209,125.81	0.00	56,785,974.50	0.00	103,777,759.30	160,563,733.80	0.00	0.00	0.00	570,310,048.00	570,310,048.00	730,873,781.80	9,429,082,907.61	0.00	0.00	0.00	0.00	158,537,317.31	6,623,257,296.17	0.00	2,647,288,294.13	9,429,082,907.61		
NON-CASH DISBURSEMENTS	33,057,968.72	9,578,383.81	0.00	0.00	42,636,352.53	0.00	0.00	0.00	0.00	0.00	0.00	0.00	0.00	0.00	0.00	0.00	42,636,352.53	0.00	0.00	0.00	0.00	33,057,968.72	9,578,383.81	0.00	0.00	42,636,352.53		
Tax Remittance Advices Issued (TRA)	33,057,968.72	9,578,383.81	0.00	0.00	42,636,352.53	0.00	0.00	0.00	0.00	0.00	0.00	0.00	0.00	0.00	0.00	0.00	42,636,352.53	0.00	0.00	0.00	0.00	33,057,968.72	9,578,383.81	0.00	0.00	42,636,352.53		
Non-Cash Availment Authority (NCAA)	0.00	0.00	0.00	0.00	0.00	0.00	0.00	0.00	0.00	0.00	0.00	0.00	0.00	0.00	0.00	0.00	0.00	0.00	0.00	0.00	0.00	0.00	0.00	0.00	0.00	0.00	0.00	0.00
Disbursements effected through outright deductions from claims (please specify...)	0.00	0.00	0.00	0.00	0.00	0.00	0.00	0.00	0.00	0.00	0.00	0.00	0.00	0.00	0.00	0.00	0.00	0.00	0.00	0.00	0.00	0.00	0.00	0.00	0.00	0.00	0.00	0.00
Overpayment of expenses(e.g. personnel benefits)	0.00	0.00	0.00	0.00	0.00	0.00	0.00	0.00	0.00	0.00	0.00	0.00	0.00	0.00	0.00	0.00	0.00	0.00	0.00	0.00	0.00	0.00	0.00	0.00	0.00	0.00	0.00	0.00
Restitution for loss of government property	0.00	0.00	0.00	0.00	0.00	0.00	0.00	0.00	0.00	0.00	0.00	0.00	0.00	0.00	0.00	0.00	0.00	0.00	0.00	0.00	0.00	0.00	0.00	0.00	0.00	0.00	0.00	0.00
Liquidated damages and similar claims	0.00	0.00	0.00	0.00	0.00	0.00	0.00	0.00	0.00	0.00	0.00	0.00	0.00	0.00	0.00	0.00	0.00	0.00	0.00	0.00	0.00	0.00	0.00	0.00	0.00	0.00	0.00	0.00
Others(TEF, BTr, Documentary Stamp Tax, etc.)	0.00	0.00	0.00	0.00	0.00	0.00	0.00	0.00	0.00	0.00	0.00	0.00	0.00	0.00	0.00	0.00	0.00	0.00	0.00	0.00	0.00	0.00	0.00	0.00	0.00	0.00	0.00	0.00
TOTAL NON-CASH DISBURSEMENTS	33,057,968.72	9,578,383.81	0.00	0.00	42,636,352.53	0.00	0.00	0.00	0.00	0.00	0.00	0.00	0.00	0.00	0.00	0.00	42,636,352.53	0.00	0.00	0.00	0.00	33,057,968.72	9,578,383.81	0.00	0.00	42,636,352.53		
GRAND TOTAL	191,595,286.03	6,576,049,705.48	0.00	1,973,200,486.83	8,740,845,478.34	0.00	56,785,974.50	0.00	103,777,759.30	160,563,733.80	0.00	0.00	0.00	570,310,048.00	570,310,048.00	730,873,781.80	9,471,719,260.14	0.00	0.00	0.00	0.00	191,595,286.03	6,632,835,679.98	0.00	2,647,288,294.13	9,471,719,260.14		

SUMMARY

Particulars	Previous Report	This Month	As at Date
(1)	(2)	(3)	(4)
Total Disbursement Authorities Received	94,432,876,567.73	9,669,846,920.53	104,102,723,488.26
NCA	94,138,978,195.35	9,627,210,568.00	103,766,188,763.35
NTA	23,375,052.90	0.00	23,375,052.90
Working Fund	0.00	0.00	0.00
TRA	270,523,319.48	42,636,352.53	313,159,672.01
CDC	0.00	0.00	0.00
NCAA	0.00	0.00	0.00
Less: Notice of Transfer of Allocations (NTA)* issued	205,497,641.49	279,082,240.55	484,579,882.04
Total Disbursement Authorities Available	94,227,378,926.24	9,390,764,679.98	103,618,143,606.22
Less:	0.00	0.00	0.00
Lapsed NCA	38,180,751.82	85,043,793.50	123,224,545.32
Disbursements	94,023,199,800.76	9,471,719,260.14	103,494,919,060.90
Less: Other Non-Cash Disbursements	0.00	0.00	0.00
Disbursements effected through outright deductions from claims	0.00	0.00	0.00
Overpayment of expenses(e.g. personnel benefits)	0.00	0.00	0.00
Restitution for loss of government property	0.00	0.00	0.00
Liquidated damages and similar claims	0.00	0.00	0.00
Others (e.g. TEF, BTr, Docs Stamp, etc.)	0.00	0.00	0.00
Add/Less: Adjustments (e.g. cancelled/staled checks)	0.00	0.00	0.00
Balance of Disbursement Authorities as at date	165,998,373.66	(165,998,373.66)	0.00
Total Disbursements Program	94,207,400,414.65	9,390,764,679.98	103,598,165,094.63
Less: *Actual Disbursements	94,041,402,040.99	9,556,763,053.64	103,598,165,094.63
(Over)/Under spending	165,998,373.66	(165,998,373.66)	0.00

Notes: * The use of NTA is discouraged
 Notes: ** Amounts should tally with the grand total disbursement (column 27).

Certified Correct:

 NILO B. ABANGAR, MBA, CPA
 Chief, AFP Accounting Center
 Date:

Approved:

 FRANCIS ANTHONY M. CORONEL
 Major General, PA
 DCS for Financial Management, J10
 Date: